



EasyExport™

EasyExport Insights™

No. 4

August 2020

Welcome to **EasyExport Insights™**, a monthly publication that provides data and analysis regarding U.S. exports of firearms and related products.

This report includes the following sections:

- **Behind the Numbers**..... [2](#)
- **Monthly Export Reports – August 2020**
 - Global Overview..... [3](#)
 - Handguns..... [5](#)
 - Sporting Rifles..... [7](#)
 - Sporting Shotguns..... [12](#)
 - Military Rifles and Shotguns..... [15](#)
 - Muzzle-Loading Firearms..... [17](#)
 - Spring, Air and Gas Guns..... [18](#)
 - Optics..... [19](#)
 - Parts..... [21](#)
 - Ammunition..... [25](#)
- **Product Spotlight**
 - Muzzle-Loading Firearms..... [27](#)
- **Country Spotlight**
 - United Kingdom..... [28](#)
- **Sources of Our Data**..... [30](#)

We welcome your questions and comments. Feel free to contact us at insights@easyexport.net.

EasyExport™ automatically processes international sales for U.S. companies that sell firearms, optics, parts, sound suppressors and other accessories online.

Our software and personnel handle every export and import requirement so all you have to do is ship when we give the green light. Most orders are cleared for shipment instantly.

EasyExport customers ship to dealers, distributors, government agencies and individuals in 82 countries. [Click](#) to schedule a call to learn more.

Note Regarding Acceptable Use: EasyExport Insights™ is the sole property of Automated Export Processing, Inc. (AEP). Readers are authorized to copy and circulate this publication freely without disturbing AEP copyright information. This report may be excerpted without AEP permission if attribution to AEP is clear and prominent. Any use, distribution or republication objected to by AEP in writing will be discontinued. EasyExport Insights may not be posted to any public or private website without prior express written permission from AEP. Use for political purposes is prohibited.

Improvements in this Issue

We have made our first improvements to *EasyExport Insights!*
More will follow in the coming months.

Ammunition Exports

As promised in our first issue, we have added exports of ammunition to our monthly reporting. In this issue, we begin monthly reporting on shotgun, rifle and pistol ammunition.

The inclusion of ammunition exports in our statistics has a dramatic effect on the overall numbers. During the last 36 months, rifle, pistol and shotgun ammunition collectively comprised approximately 22.5% of annualized U.S. exports of the product categories we cover.

New Country Spotlight Reports

We have changed the format of our monthly Country Spotlight reports.

Starting with this issue, our Country Spotlight reports will consist of a table and graph that provide a deeper look at the performance of all product categories than our previous format permitted.

This month's Country Spotlight report looks at exports to the United Kingdom. Check them out to see whether the UK presents export opportunities for your products.

In keeping with the format of our other reports, we look back 36 months and present the data several different ways.

The best thing about our new Country Spotlight format is that, once we add a new country, we will update our Spotlight reports for that country every month. In our next issue, we will update the UK reports and add a new country to our recurring coverage.

Please Stay in Touch

We value your comments and suggestions. Thanks to those who have been in touch with us at insights@easyexport.net.

Jeff Grody
CEO

Max Harrison
Director, Data Analytics

[Back to Top](#)

EasyExport Insights™

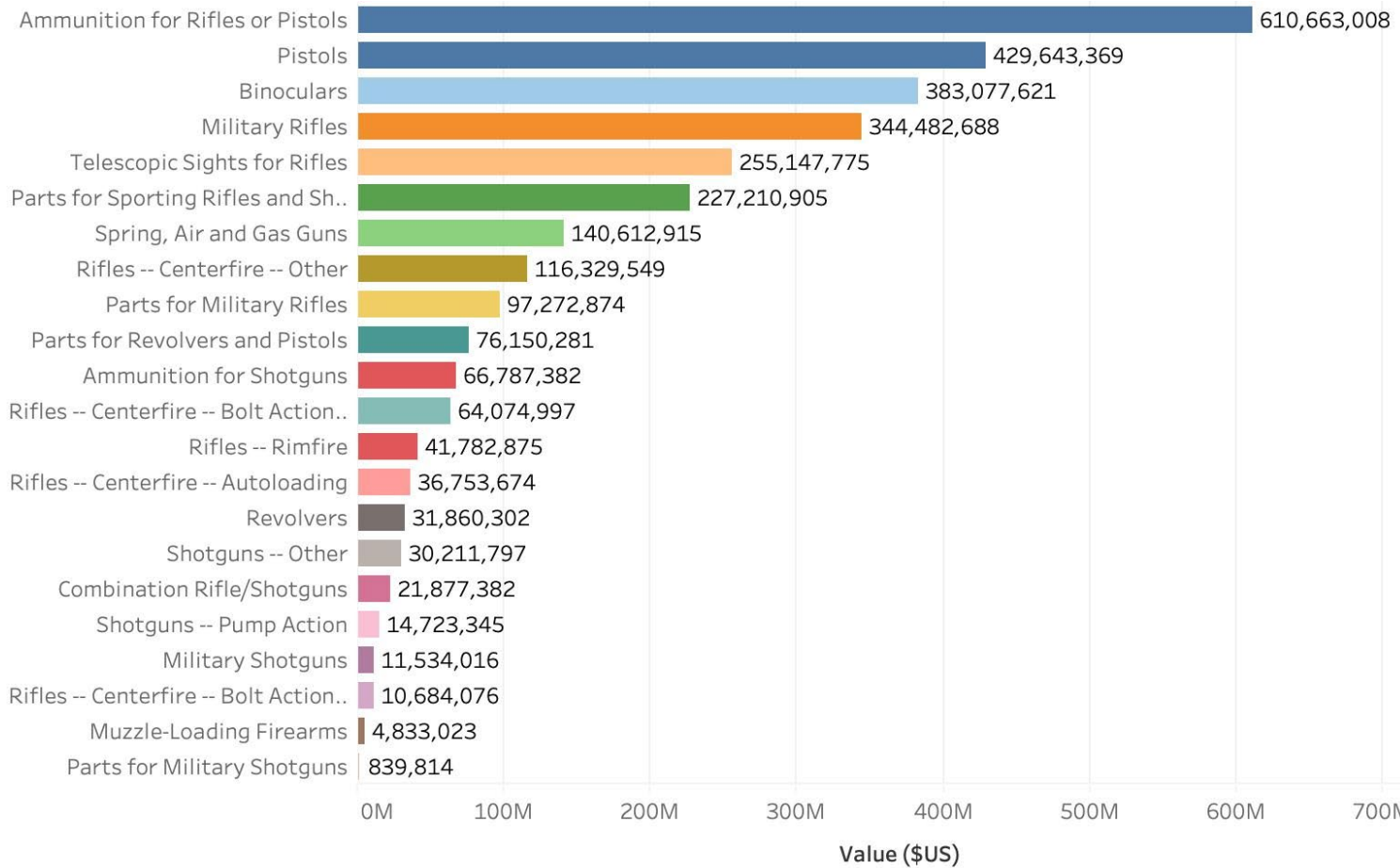
WORLDWIDE EXPORTS (US Dollars) AUGUST 2020

Products	Current Month			Year to Date			Trailing 12 Months			Trailing 3 Year Annual Average
	2020	2019	2018	2020	2019	2018	2020	2019	2018	
Handguns										
Pistols	22,599,128	8,982,793	5,934,242	124,157,318	57,874,418	95,329,761	162,101,556	124,106,653	143,435,160	143,214,456
Revolvers	748,969	1,082,228	416,116	5,926,605	6,384,310	5,423,227	11,083,295	11,500,849	9,276,158	10,620,101
Sporting Rifles										
Rifles -- Centerfire -- Autoloading	780,791	1,000,780	878,226	7,453,996	8,815,588	7,178,491	12,410,534	12,738,456	11,604,684	12,251,225
Rifles -- Centerfire -- Bolt Action -- single shot	39,668	306,617	105,199	1,164,052	2,310,999	2,378,637	2,118,021	3,149,575	5,416,480	3,561,359
Rifles -- Centerfire -- Bolt Action -- other	1,286,256	1,374,977	1,010,365	11,704,650	15,651,699	15,695,378	19,212,379	22,324,586	22,538,032	21,358,332
Rifles -- Centerfire -- Other	3,455,375	3,038,920	6,158,062	27,984,665	25,873,813	31,763,492	38,704,861	37,216,520	40,408,168	38,776,516
Rifles -- Rimfire	1,187,096	922,263	1,304,393	7,906,581	10,700,134	9,218,831	13,159,553	15,248,179	13,375,143	13,927,625
Sporting Shotguns										
Shotguns -- Pump Action	146,397	759,951	373,319	2,048,430	3,470,138	3,777,916	3,330,638	5,793,230	5,599,477	4,907,782
Shotguns -- Other	1,047,318	1,043,577	937,488	6,945,795	6,858,937	7,605,193	11,655,399	8,752,864	9,803,534	10,070,599
Combination Rifle/Shotguns	274,563	370,747	771,409	4,899,173	5,312,665	6,450,401	6,034,618	7,241,097	8,601,667	7,292,461
Military Rifles and Shotguns										
Military Rifles	8,574,891	5,656,911	6,481,546	100,559,925	53,023,020	32,262,393	189,059,075	85,146,816	70,276,797	114,827,563
Military Shotguns	11,069	31,384	125,421	547,511	3,588,044	2,726,886	1,489,128	6,134,808	3,910,080	3,844,672
Muzzle-Loading Firearms										
Muzzle-Loading Firearms	15,386	65,578	111,343	477,053	997,252	1,167,711	831,816	2,493,222	1,507,985	1,611,008
Spring, Air and Gas Guns										
Spring, Air and Gas Guns	6,224,794	2,833,958	2,971,280	33,401,712	28,963,229	29,039,663	49,266,896	43,304,263	48,041,756	46,870,972
Optics										
Binoculars	7,225,237	32,116,013	8,823,372	60,747,222	103,453,766	78,158,220	89,032,791	179,550,358	114,494,472	127,692,540
Telescopic Sights for Rifles	8,776,830	6,567,783	6,643,370	54,842,025	61,311,167	61,513,312	78,849,552	85,975,357	90,322,866	85,049,258
Parts										
Parts for Revolvers and Pistols	1,920,420	1,494,314	3,096,508	15,063,926	14,549,832	19,720,308	21,055,741	27,182,732	27,911,808	25,383,427
Parts for Sporting Rifles and Shotguns	7,161,439	4,992,601	5,882,888	44,993,064	57,433,293	53,782,814	65,727,388	85,181,300	76,302,217	75,736,968
Parts for Military Rifles	1,868,478	2,136,805	1,385,844	18,347,074	20,694,628	24,210,971	27,393,124	29,565,270	40,314,480	32,424,291
Parts for Military Shotguns	0	0	17,646	17,892	458,484	90,268	77,227	572,599	189,988	279,938
Ammunition										
Ammunition for Shotguns	1,500,946	2,762,546	1,572,908	15,171,707	17,186,679	15,151,586	23,513,963	23,674,117	19,599,302	22,262,461
Ammunition for Rifles or Pistols	11,761,835	12,411,196	15,556,810	123,636,848	111,987,570	150,222,581	196,564,589	186,330,494	227,767,925	203,554,336
Grand Total	86,606,886	89,951,942	70,557,755	667,997,224	616,899,665	652,868,040	1,022,672,144	1,003,183,345	990,698,179	1,005,517,889

[Back to Top](#)

WORLDWIDE EXPORTS LAST 36 MONTHS (U.S. DOLLARS)
AUGUST 2020

Leading US Exports -- Last 36 Months



[Back to Top](#)

EasyExport Insights™

PISTOLS (US Dollars) AUGUST 2020

Top 25 Countries	Trailing 36 Mo Sep 17 - Aug 20	Current Month			Year to Date			Trailing 12 Months		
		2020	2019	2018	2020	2019	2018	2020	2019	2018
Thailand	145,010,993	17,013,979	1,675,861	440,180	59,189,335	6,686,436	42,199,396	64,794,718	23,916,319	56,299,956
Canada	72,494,368	2,820,097	1,581,905	3,362,848	15,698,425	16,184,369	20,166,742	21,507,387	22,805,751	28,181,230
Philippines	37,801,336	380,259	365,351	248,536	3,601,133	2,050,169	2,231,261	6,146,909	26,856,649	4,797,778
Mexico	28,812,689	0	23,550	34,065	19,627,437	794,329	165,611	26,857,783	1,576,859	378,047
United Arab Emirates	10,479,439	17,747	411,207	5,490	150,446	609,246	6,171,635	223,589	1,103,789	9,152,061
Germany	10,418,025	81,155	81,223	142,015	1,521,810	1,958,623	3,184,043	2,276,491	4,002,549	4,138,985
Afghanistan	8,601,166	439,673	636,060	0	2,123,536	3,668,294	1,575,770	2,862,508	3,765,125	1,973,533
Brazil	7,720,169	393,226	51,187	24,471	1,450,208	803,144	1,577,716	4,768,503	1,313,846	1,637,820
Belgium	6,755,186	75,611	61,911	209,276	328,871	1,434,207	1,034,697	1,497,835	2,866,181	2,391,170
Indonesia	6,578,112	0	0	4,084	536,089	1,241,133	555,205	1,622,564	2,259,146	2,696,402
Guatemala	6,355,302	42,309	494,919	19,753	1,397,075	1,559,022	1,223,445	2,287,338	2,355,562	1,712,402
Switzerland	6,064,952	90,275	197,526	140,387	1,231,559	1,125,902	1,138,541	2,081,285	1,975,408	2,008,259
Italy	5,812,218	36,661	24,310	8,338	1,425,334	955,830	1,058,191	1,940,567	2,093,778	1,777,873
Israel	5,687,440	12,555	257,708	193,202	451,783	1,053,719	980,120	1,255,113	1,566,817	2,865,510
Australia	5,509,819	73,777	131,669	63,112	1,111,582	846,237	935,692	1,384,147	2,158,198	1,967,474
El Salvador	5,208,409	160,614	146,506	112,705	302,816	755,878	1,054,043	460,838	1,333,626	3,413,945
Tunisia	5,123,824	0	0	0	3,340,272	1,627,123	59,489	3,396,032	1,668,303	59,489
France	4,479,994	0	259,151	56,795	379,527	1,085,041	869,456	602,648	1,777,745	2,099,601
Lebanon	3,154,841	0	1,085,489	0	14,849	2,090,256	103,227	721,138	2,093,576	340,127
Denmark	3,094,266	28,510	0	0	44,187	2,645,738	71,100	142,761	2,792,937	158,568
Costa Rica	2,937,592	14,933	146,650	0	534,772	725,904	627,954	852,620	1,220,013	864,959
South Africa	2,914,508	95,865	72,339	9,104	383,270	888,768	446,302	717,750	1,155,616	1,041,142
Paraguay	2,816,535	0	0	0	0	0	1,083,595	0	0	2,816,535
Oman	2,648,200	0	0	0	2,648,200	0	0	2,648,200	0	0
Ukraine	2,246,563	109,799	227,944	45,200	694,918	564,378	330,453	979,952	879,322	387,289
Grand Total	398,725,946	21,887,045	7,932,466	5,119,561	118,187,434	51,353,746	88,843,684	152,028,676	113,537,115	133,160,155
Percent of All U.S. Exports	92.80%	96.85%	88.31%	86.27%	95.19%	88.73%	93.20%	93.79%	91.48%	92.84%

[Back to Top](#)

EasyExport Insights™

REVOLVERS (US Dollars) AUGUST 2020

Top 25 Countries	Trailing 36 Mo Sep 17 - Aug 20	Current Month			Year to Date			Trailing 12 Months		
		2020	2019	2018	2020	2019	2018	2020	2019	2018
Thailand	8,525,708	337,085	260,013	173,229	2,598,279	1,318,873	1,280,015	4,402,532	2,070,837	2,052,339
Germany	5,212,122	38,941	10,627	6,581	802,168	1,567,560	592,544	2,014,998	2,418,040	779,084
France	2,420,807	0	501,169	18,337	333,284	718,244	376,921	561,555	1,380,425	478,827
Belgium	2,287,807	0	18,806	46,967	83,086	78,098	588,448	299,790	164,376	1,823,641
Italy	2,006,750	138,854	0	9,155	237,679	206,143	217,635	643,667	1,008,458	354,625
Switzerland	1,704,007	18,838	124,276	27,256	340,148	494,054	400,892	523,497	699,293	481,217
Australia	1,363,959	34,895	0	6,627	248,194	212,051	268,612	439,058	311,236	613,665
Austria	917,614	0	23,740	0	20,836	208,045	86,842	275,255	536,086	106,273
Philippines	785,484	2,611	28,284	13,823	398,583	28,284	139,517	435,774	104,189	245,521
Norway	667,114	3,440	25,436	10,590	46,297	135,000	261,350	150,193	204,448	312,473
Czech Republic	618,694	4,186	14,984	15,195	58,190	168,346	87,663	72,714	445,124	100,856
Argentina	517,031	0	0	0	11,978	39,806	43,137	65,172	311,110	140,749
Korea, South	383,445	0	0	0	124,540	0	258,905	124,540	0	258,905
Sweden	333,365	26,852	0	2,678	56,558	85,640	27,053	88,458	183,381	61,526
Poland	301,229	57,854	0	0	96,844	66,213	34,690	143,019	111,225	46,985
Hong Kong	293,400	20,900	0	0	20,900	135,000	137,500	20,900	135,000	137,500
Denmark	236,178	15,654	0	0	41,539	39,325	0	55,561	108,589	72,028
New Zealand	205,321	0	0	0	26,976	21,418	22,193	113,815	62,744	28,762
Guatemala	195,709	0	10,851	0	17,245	15,967	9,130	127,862	31,588	36,259
Slovakia	190,605	0	19,498	0	35,499	89,610	40,839	39,631	94,678	56,296
Paraguay	170,909	0	0	0	0	0	37,808	0	0	170,909
Bulgaria	157,291	0	0	0	8,150	51,117	0	62,265	67,755	27,271
Lebanon	157,010	0	0	0	0	0	0	0	0	157,010
Mexico	145,560	0	0	0	69,205	0	12,005	69,205	64,350	12,005
South Africa	136,766	11,583	0	11,923	25,114	78,442	21,203	31,693	78,442	26,631
Grand Total	29,933,885	711,693	1,037,684	342,361	5,701,292	5,757,236	4,944,902	10,761,154	10,591,374	8,581,357
Percent of All U.S. Exports	93.95%	95.02%	95.88%	82.28%	96.20%	90.18%	91.18%	97.09%	92.09%	92.51%

[Back to Top](#)

EasyExport Insights™

RIFLES -- CENTERFIRE -- AUTOLOAD (US Dollars) AUGUST 2020

Top 25 Countries	Trailing 36 Mo Sep 17 - Aug 20	Current Month			Year to Date			Trailing 12 Months		
		2020	2019	2018	2020	2019	2018	2020	2019	2018
Poland	3,083,921	0	94,838	66,635	693,821	780,149	721,885	906,271	1,158,139	1,019,511
Switzerland	3,077,468	63,804	65,281	29,873	701,004	878,986	525,638	1,260,874	1,129,682	686,912
France	2,819,791	4,314	41,314	55,894	859,070	673,490	613,144	1,092,525	924,317	802,949
Germany	2,607,884	41,204	119,278	72,390	469,865	567,471	576,015	990,972	771,763	845,149
South Africa	2,536,892	15,631	0	13,350	130,526	796,656	281,455	389,494	1,170,270	977,128
Ukraine	1,821,523	119,637	84,324	25,687	555,268	415,752	222,131	755,533	722,226	343,764
Italy	1,501,719	83,608	0	21,623	234,121	415,688	187,302	531,180	664,201	306,338
Finland	1,479,356	34,962	30,794	21,991	244,001	394,836	413,439	391,666	483,277	604,413
El Salvador	1,327,183	0	0	0	0	19,046	606,645	2,917	30,321	1,293,945
Sweden	1,287,922	159,547	19,110	10,735	439,333	478,299	105,466	547,208	590,603	150,111
Belgium	1,210,780	0	36,354	0	108,735	141,816	284,968	459,802	227,714	523,264
New Zealand	1,084,212	27,000	0	13,690	269,800	191,874	223,342	269,800	420,111	394,301
Chile	1,013,103	0	0	0	0	997,461	0	3,492	997,461	12,150
Czech Republic	989,596	16,963	45,688	12,051	114,459	173,836	263,693	206,073	352,041	431,482
Brazil	979,937	6,186	126,400	154,000	255,260	458,900	154,000	323,687	502,250	154,000
Mexico	909,119	0	0	0	0	0	115,121	597,200	27,720	284,199
Afghanistan	839,000	0	0	0	839,000	0	0	839,000	0	0
Philippines	759,027	120,881	10,006	31,739	256,867	104,190	90,098	367,001	289,494	102,532
Thailand	655,227	39,118	43,525	15,540	307,062	127,317	90,751	348,564	192,147	114,516
Indonesia	529,762	0	0	0	0	81,520	196,433	0	115,415	414,347
Kazakhstan	472,075	10,311	0	7,000	161,660	10,020	142,550	235,509	69,800	166,766
Paraguay	456,995	0	0	0	0	0	235,675	0	0	456,995
Austria	420,776	4,030	0	0	20,562	0	0	23,184	369,980	27,612
Sri Lanka	400,000	0	0	0	0	0	0	400,000	0	0
Argentina	339,527	0	0	56,525	28,902	66,305	150,868	58,229	122,830	158,468
Grand Total	32,602,795	747,196	716,912	608,723	6,689,316	7,773,612	6,200,619	11,000,181	11,331,762	10,270,852
Percent of All U.S. Exports	88.71%	95.70%	71.64%	69.31%	89.74%	88.18%	86.38%	88.64%	88.96%	88.51%

[Back to Top](#)

EasyExport Insights™

RIFLES -- CENTERFIRE -- BOLT ACTION -- SINGLE SHOT (US Dollars)
AUGUST 2020

Top 25 Countries	Trailing 36 Mo Sep 17 - Aug 20	Current Month			Year to Date			Trailing 12 Months		
		2020	2019	2018	2020	2019	2018	2020	2019	2018
United Arab Emirates	1,659,681	0	0	0	8,356	728,388	918,137	8,356	728,388	922,937
Australia	1,653,985	0	82,773	34,887	140,704	349,351	515,211	229,356	540,589	884,040
Germany	1,244,556	10,466	0	0	23,483	79,720	128,652	23,483	137,727	1,083,346
Thailand	632,848	0	7,480	0	286,256	118,984	88,377	334,078	210,393	88,377
Switzerland	450,187	0	0	34,491	59,702	62,696	77,607	144,452	103,799	201,936
New Zealand	421,025	6,983	0	8,266	119,619	16,791	29,358	180,217	20,740	220,068
France	407,915	0	0	0	23,351	142,400	46,973	28,990	245,762	133,163
South Africa	381,647	0	0	4,915	21,074	40,194	106,742	25,099	86,750	269,798
United Kingdom	355,512	0	7,500	9,000	7,908	26,569	128,427	29,311	68,327	257,874
Indonesia	348,076	0	0	0	29,375	15,445	16,808	266,249	33,027	48,800
Sweden	346,716	0	186,655	3,500	53,780	219,124	38,564	53,780	219,124	73,812
Ukraine	305,948	0	0	0	22,882	38,998	42,346	22,882	91,166	191,900
Mexico	270,817	0	0	0	57,715	53,176	0	57,715	112,188	100,914
Kazakhstan	269,739	11,840	0	0	29,806	74,899	99,740	72,497	74,899	122,343
Austria	218,180	0	0	0	0	73,695	11,181	0	82,365	135,815
Japan	185,862	0	3,215	0	42,733	51,655	9,576	92,961	79,782	13,119
Italy	183,373	0	0	0	42,573	0	31,895	110,424	7,732	65,217
Argentina	177,009	0	0	0	20,367	32,814	6,145	20,367	36,264	120,378
Ireland	172,529	0	0	0	0	7,000	0	140,700	7,000	24,829
Spain	137,410	6,777	4,533	5,740	35,489	9,436	5,740	45,389	9,436	82,585
Belgium	128,207	0	0	0	6,099	45,333	0	13,666	45,333	69,208
Norway	94,135	0	0	0	62,445	0	2,740	62,445	0	31,690
Namibia	85,848	0	0	0	0	0	0	0	54,406	31,442
Bulgaria	75,425	0	0	0	16,512	0	0	50,343	0	25,082
Greece	43,555	0	0	0	0	31,989	5,755	0	31,989	11,566
Grand Total	10,250,185	36,066	292,156	100,799	1,110,229	2,218,657	2,309,974	2,012,760	3,027,186	5,210,239
Percent of All U.S. Exports	95.94%	90.92%	95.28%	95.82%	95.38%	96.00%	97.11%	95.03%	96.11%	96.19%

[Back to Top](#)

EasyExport Insights™

RIFLES -- CENTERFIRE -- BOLT ACTION -- OTHER (US Dollars)
AUGUST 2020

Top 25 Countries	Trailing 36 Mo Sep 17 - Aug 20	Current Month			Year to Date			Trailing 12 Months		
		2020	2019	2018	2020	2019	2018	2020	2019	2018
Canada	10,642,120	214,852	172,914	446,349	2,701,124	2,697,965	2,894,159	3,551,713	3,381,535	3,708,872
Germany	7,770,817	8,525	193,648	34,147	1,439,674	2,742,908	1,948,301	2,032,834	3,248,617	2,489,366
Australia	7,666,227	152,062	41,534	75,183	1,312,231	1,466,999	1,728,581	2,427,327	2,691,918	2,546,982
France	3,964,567	0	156,858	95,747	334,742	987,351	1,495,094	686,436	1,376,058	1,902,073
South Africa	3,587,071	170,777	0	0	310,361	1,212,140	1,139,435	396,367	1,612,077	1,578,627
New Zealand	2,613,546	12,832	65,306	5,912	558,835	484,766	406,926	1,024,109	727,329	862,108
Ukraine	2,190,699	16,868	126,909	0	310,045	466,297	480,842	443,219	851,640	895,840
Thailand	2,156,926	35,933	100,550	96,269	391,583	695,757	180,437	784,583	910,390	461,953
Italy	1,825,114	15,671	2,625	35,478	308,774	524,543	431,111	478,435	778,491	568,188
United Kingdom	1,794,278	14,993	21,049	25,376	177,699	339,052	520,852	464,295	717,806	612,177
Argentina	1,415,039	57,024	4,645	0	262,575	144,320	717,807	401,622	191,404	822,013
Poland	1,355,526	45,888	4,518	0	322,687	143,895	444,925	417,568	335,237	602,721
Belgium	1,206,031	251,864	19,528	11,049	647,282	178,466	51,038	871,119	232,450	102,462
Spain	1,089,262	0	8,000	3,502	193,646	222,825	141,477	519,984	313,828	255,450
Indonesia	1,065,978	0	0	34,496	116,874	307,082	98,975	430,471	441,800	193,707
Oman	1,064,987	0	0	0	0	0	273,763	0	0	1,064,987
Switzerland	857,945	8,460	19,898	0	217,417	228,492	191,210	329,022	311,413	217,510
Hungary	819,491	0	8,326	34,221	147,783	110,285	215,600	235,541	247,014	336,936
United Arab Emirates	752,865	29,138	6,213	6,560	72,416	57,049	374,550	236,866	96,038	419,961
Norway	725,476	0	97,672	9,907	140,449	299,333	143,644	167,032	346,995	211,449
Brazil	706,484	16,997	51,300	25,313	233,559	134,174	66,011	454,639	166,140	85,705
Austria	627,270	5,181	0	0	142,474	158,175	73,664	316,701	207,213	103,356
Czech Republic	595,761	43,790	64,088	3,895	150,693	166,702	139,525	199,278	233,997	162,486
Mexico	504,500	4,966	0	0	66,120	46,940	142,062	111,537	80,527	288,496
Greenland	492,639	0	0	0	85,407	75,353	29,368	230,767	214,893	46,979
Grand Total	57,490,619	1,105,821	1,165,581	943,404	10,644,450	13,890,869	14,329,357	17,211,465	19,714,810	20,540,404
Percent of All U.S. Exports	89.72%	85.97%	84.77%	93.37%	90.94%	88.75%	91.30%	89.59%	88.31%	91.14%

[Back to Top](#)

EasyExport Insights™

RIFLES -- CENTERFIRE -- OTHER (US Dollars)
AUGUST 2020

Top 25 Countries	Trailing 36 Mo Sep 17 - Aug 20	Current Month			Year to Date			Trailing 12 Months		
		2020	2019	2018	2020	2019	2018	2020	2019	2018
Canada	99,151,005	2,991,886	2,363,042	3,734,054	24,637,322	21,922,929	26,110,677	33,579,865	31,614,291	33,956,849
Australia	5,482,861	324,863	201,624	6,295	884,100	1,370,396	1,470,528	1,409,490	2,102,241	1,971,130
Oman	2,246,644	0	0	2,246,644	0	0	2,246,644	0	0	2,246,644
Germany	1,923,110	14,564	117,483	8,000	516,676	516,782	378,865	744,543	759,799	418,768
France	1,728,610	59,475	167,462	0	679,715	486,474	303,082	862,551	530,918	335,141
New Zealand	927,621	3,835	0	31,190	243,259	197,470	166,745	526,832	205,870	194,919
United Kingdom	910,911	38,543	68,997	0	129,202	177,049	271,463	243,935	339,202	327,774
Italy	596,827	0	31,072	0	108,993	175,623	111,844	206,317	278,666	111,844
Denmark	484,696	0	77,551	0	65,512	168,800	141,364	156,912	186,420	141,364
Switzerland	291,591	0	0	0	102,471	96,687	14,241	141,421	130,568	19,602
Norway	234,464	0	0	0	63,468	79,609	43,639	73,279	117,546	43,639
South Africa	202,643	5,885	0	0	62,196	91,346	41,829	62,196	91,346	49,101
Czech Republic	200,464	0	4,786	8,949	42,103	61,647	41,037	80,206	79,221	41,037
Ukraine	179,899	0	3,843	0	15,007	21,708	3,950	29,329	146,620	3,950
Belgium	176,909	0	0	0	39,838	77,437	29,484	47,063	97,386	32,460
Spain	167,105	0	0	4,788	43,858	30,929	38,744	70,436	47,723	48,946
Thailand	157,931	7,793	0	0	41,249	26,408	13,241	104,857	39,833	13,241
Finland	130,302	0	0	0	32,118	62,861	22,777	32,118	71,513	26,671
Argentina	125,671	0	0	0	67,356	0	58,315	67,356	0	58,315
Sweden	108,078	0	0	0	88,908	0	8,596	88,908	10,574	8,596
Indonesia	102,959	0	0	102,959	0	0	102,959	0	0	102,959
Guatemala	79,030	0	0	0	0	0	12,334	0	8,329	70,701
Poland	75,081	8,531	0	0	8,531	63,007	0	8,531	66,550	0
Chile	62,748	0	3,060	0	14,855	18,376	8,068	20,698	25,346	16,704
Georgia	58,262	0	0	0	8,542	49,720	0	8,542	49,720	0
Grand Total	115,805,422	3,455,375	3,038,920	6,142,879	27,895,279	25,695,258	31,640,426	38,565,385	36,999,682	40,240,355
Percent of All U.S. Exports	99.55%	100.00%	100.00%	99.75%	99.68%	99.31%	99.61%	99.64%	99.42%	99.58%

[Back to Top](#)

EasyExport Insights™

RIFLES -- RIMFIRE (US Dollars) AUGUST 2020

Top 25 Countries	Trailing 36 Mo Sep 17 - Aug 20	Current Month			Year to Date			Trailing 12 Months		
		2020	2019	2018	2020	2019	2018	2020	2019	2018
Canada	14,347,216	563,977	137,921	750,218	3,161,303	2,725,174	3,872,760	4,852,275	3,765,939	5,729,002
Australia	7,042,136	132,033	44,365	10,193	694,457	3,149,696	1,116,238	1,232,424	4,441,007	1,368,705
Germany	2,660,710	8,413	111,093	21,542	392,118	980,129	676,270	584,979	1,252,386	823,345
New Zealand	2,299,317	100,393	15,399	0	704,335	468,705	322,447	1,139,219	628,445	531,653
France	1,862,167	0	135,555	143,656	226,610	523,399	583,796	430,139	776,097	655,931
Thailand	1,485,373	45,788	113,536	39,644	374,207	428,804	213,298	563,497	579,121	342,755
United Kingdom	1,452,735	0	143,579	123,374	198,465	267,661	435,835	484,185	451,482	517,068
Mexico	1,389,196	0	0	3,749	584,041	144,019	48,636	1,006,132	315,162	67,902
Belgium	762,619	74,085	2,901	0	147,589	60,739	39,001	329,595	96,683	336,341
Ukraine	736,505	64,271	53,975	0	285,886	138,659	3,786	413,297	197,519	125,689
Sweden	724,713	10,309	0	40,037	87,767	118,787	239,424	308,861	163,603	252,249
Guatemala	710,477	0	25,654	0	0	213,462	187,437	77,500	331,839	301,138
Argentina	642,348	7,602	0	38,700	70,280	86,180	219,561	125,645	189,317	327,386
Philippines	456,488	61,023	0	32,912	115,207	49,009	158,309	145,274	97,843	213,371
Switzerland	432,859	0	0	0	120,243	132,838	102,747	158,701	151,249	122,909
South Africa	421,222	63,305	0	16,589	63,305	132,491	78,677	63,305	186,290	171,627
Spain	364,856	0	29,009	43,175	7,083	162,775	98,810	26,863	194,578	143,415
Austria	353,530	3,572	0	0	42,728	69,458	34,908	168,682	124,102	60,746
Italy	338,119	7,100	0	0	32,109	126,948	69,328	83,017	172,026	83,076
Greenland	279,858	0	0	0	73,614	20,362	0	193,814	79,132	6,912
Norway	253,834	0	0	0	23,757	59,868	51,488	35,109	148,266	70,459
Poland	223,521	0	0	0	11,932	66,944	29,309	92,770	89,199	41,552
Finland	214,512	18,961	22,736	0	77,196	45,710	40,002	77,196	61,782	75,534
Denmark	195,081	8,706	0	0	28,240	20,756	55,656	52,681	59,560	82,840
United Arab Emirates	190,059	0	3,197	0	0	3,197	61,369	0	27,052	163,007
Grand Total	39,839,451	1,169,538	838,920	1,263,789	7,522,472	10,195,770	8,739,092	12,645,160	14,579,679	12,614,612
Percent of All U.S. Exports	95.35%	98.52%	90.96%	96.89%	95.14%	95.29%	94.80%	96.09%	95.62%	94.31%

[Back to Top](#)

EasyExport Insights™

SHOTGUNS -- PUMP ACTION (US Dollars) AUGUST 2020

Top 25 Countries	Trailing 36 Mo Sep 17 - Aug 20	Current Month			Year to Date			Trailing 12 Months		
		2020	2019	2018	2020	2019	2018	2020	2019	2018
Ukraine	1,574,109	14,717	74,246	0	271,833	340,385	354,249	340,558	587,349	646,202
Thailand	1,479,584	31,177	63,140	105,695	327,073	317,201	382,392	495,975	471,957	511,652
Poland	1,144,742	0	15,800	0	59,072	159,430	270,880	131,044	351,424	662,274
Germany	964,064	20,953	413,637	26,663	39,684	672,298	115,907	58,400	752,437	153,227
Oman	944,000	0	0	0	0	0	0	0	944,000	0
Ghana	889,179	0	0	0	359,000	399,933	118,354	359,000	411,825	118,354
Bangladesh	494,077	0	0	0	0	0	423,658	23,612	37,832	432,633
Guatemala	475,233	0	0	0	0	80,923	212,558	104,142	80,923	290,168
Argentina	419,522	0	0	0	18,091	19,188	134,930	25,685	165,822	228,015
United Kingdom	395,151	0	0	0	146,023	61,254	84,082	160,618	85,362	149,171
Switzerland	375,212	0	26,881	0	49,305	98,759	49,259	129,614	175,349	70,249
New Zealand	365,739	0	0	0	42,508	38,810	140,011	67,471	71,865	226,403
Chile	317,098	0	0	0	91,590	6,808	90,780	165,569	50,182	101,347
France	312,111	0	46,667	22,593	0	220,987	85,443	0	224,098	88,013
Jordan	305,240	0	0	59,529	0	62,325	126,583	54,813	90,706	159,721
Sweden	294,115	0	0	21,150	58,470	52,996	71,959	91,638	70,343	132,134
South Africa	239,893	16,340	0	0	28,530	63,218	90,154	38,670	99,374	101,849
Philippines	200,106	0	3,550	16,440	40,765	62,133	77,275	44,315	62,133	93,658
Turkey	199,768	0	0	0	87,456	14,411	45,548	136,910	17,310	45,548
Nicaragua	192,299	0	0	0	0	0	158,760	0	0	192,299
Japan	164,554	5,160	0	4,456	21,358	54,142	58,173	38,484	57,358	68,712
Greece	157,431	0	0	0	5,165	152,266	0	5,165	152,266	0
Czech Republic	150,006	17,069	8,733	0	20,139	33,177	26,813	38,829	71,857	39,320
Dominican Republic	136,324	0	5,250	0	118,844	10,100	0	118,844	10,100	7,380
El Salvador	135,613	0	0	6,286	9,641	11,170	39,818	35,617	28,038	71,958
Grand Total	12,325,170	105,416	657,904	262,812	1,794,547	2,931,914	3,157,586	2,664,973	5,069,910	4,590,287
Percent of All U.S. Exports	83.71%	72.01%	86.57%	70.40%	87.61%	84.49%	83.58%	80.01%	87.51%	81.98%

[Back to Top](#)

EasyExport Insights™

SHOTGUNS -- OTHER (US Dollars) AUGUST 2020

Top 25 Countries	Trailing 36 Mo Sep 17 - Aug 20	Current Month			Year to Date			Trailing 12 Months		
		2020	2019	2018	2020	2019	2018	2020	2019	2018
Canada	12,764,298	750,846	353,426	704,009	4,154,047	3,258,054	3,119,921	5,259,648	3,832,218	3,672,432
Portugal	2,745,443	0	0	0	0	50,670	1,469,754	999,596	50,670	1,695,177
United Kingdom	2,585,666	35,900	42,150	19,000	377,369	407,637	800,942	1,134,265	534,102	917,299
Mexico	1,722,690	0	462,200	0	0	988,366	0	702,356	1,008,091	12,243
Japan	1,102,326	58,859	49,951	4,430	250,729	271,539	253,914	377,703	350,126	374,497
Brazil	808,517	7,905	12,006	3,089	36,000	163,195	299,084	326,540	179,393	302,584
Italy	780,835	3,800	0	5,000	267,204	225,468	146,188	346,858	283,789	150,188
Turkey	765,785	0	0	0	180,362	23,162	40,915	277,566	263,289	224,930
Thailand	731,071	10,198	0	4,070	87,521	227,052	180,369	168,855	324,622	237,594
Australia	498,921	6,000	0	13,591	58,650	76,843	195,727	72,965	167,500	258,456
Egypt	408,900	0	0	0	408,900	0	0	408,900	0	0
New Zealand	370,167	0	0	0	94,441	110,823	18,672	106,589	128,449	135,129
Saudi Arabia	356,254	0	0	0	349,189	0	7,065	349,189	0	7,065
Germany	293,810	69,945	17,460	0	135,841	46,649	69,334	149,289	50,733	93,788
Trinidad and Tobago	273,219	0	12,046	0	135,690	71,165	0	197,127	76,092	0
Colombia	225,126	0	0	0	0	0	54,384	0	0	225,126
Jamaica	219,020	30,855	17,006	0	93,388	79,442	21,930	113,248	79,442	26,330
China	188,188	0	0	0	0	23,313	0	0	23,313	164,875
Spain	180,445	13,225	0	0	13,225	17,100	80,525	28,470	35,050	116,925
Philippines	179,141	0	0	50,424	37,610	0	50,424	37,610	62,205	79,326
Bolivia	172,815	0	15,456	66,314	0	61,368	66,314	45,133	61,368	66,314
Poland	164,912	0	0	0	26,239	48,133	77,548	26,239	48,133	90,540
Ghana	157,180	0	0	0	0	142,728	14,452	0	142,728	14,452
Kuwait	137,629	0	0	0	0	26,523	18,528	69,904	49,197	18,528
France	129,836	0	0	0	0	56,900	22,608	4,868	81,160	43,808
Grand Total	27,962,194	987,533	981,701	869,927	6,706,405	6,376,130	7,008,598	11,202,918	7,831,670	8,927,606
Percent of All U.S. Exports	92.55%	94.29%	94.07%	92.79%	96.55%	92.96%	92.16%	96.12%	89.48%	91.07%

[Back to Top](#)

EasyExport Insights™

COMBINATION RIFLE/SHOTGUNS (US Dollars)

AUGUST 2020

Top 25 Countries	Trailing 36 Mo Sep 17 - Aug 20	Current Month			Year to Date			Trailing 12 Months		
		2020	2019	2018	2020	2019	2018	2020	2019	2018
Canada	21,534,815	268,995	367,489	739,431	4,809,294	5,232,157	6,397,272	5,882,535	7,106,873	8,545,407
Australia	70,873	0	0	0	32,216	7,371	0	46,654	24,219	0
Italy	63,824	0	0	0	0	26,956	0	0	63,824	0
Japan	36,864	5,568	3,258	2,933	18,623	9,453	2,933	24,478	9,453	2,933
Portugal	30,315	0	0	0	0	30,315	0	0	30,315	0
Jordan	29,045	0	0	29,045	0	0	29,045	0	0	29,045
Spain	24,499	0	0	0	0	0	0	24,499	0	0
Bahamas	21,288	0	0	0	21,288	0	0	21,288	0	0
New Zealand	14,631	0	0	0	0	0	5,409	9,222	0	5,409
France	12,000	0	0	0	0	0	12,000	0	0	12,000
Panama	8,190	0	0	0	0	0	0	8,190	0	0
Turkey	6,413	0	0	0	0	6,413	0	0	6,413	0
Thailand	5,480	0	0	0	5,480	0	0	5,480	0	0
Sweden	5,300	0	0	0	5,300	0	0	5,300	0	0
Macedonia	3,929	0	0	0	3,929	0	0	3,929	0	0
Mexico	3,742	0	0	0	0	0	3,742	0	0	3,742
Ukraine	3,131	0	0	0	0	0	0	0	0	3,131
Germany	3,043	0	0	0	3,043	0	0	3,043	0	0
Grand Total	21,877,382	274,563	370,747	771,409	4,899,173	5,312,665	6,450,401	6,034,618	7,241,097	8,601,667
Percent of All U.S. Exports	100.00%	100.00%	100.00%	100.00%	100.00%	100.00%	100.00%	100.00%	100.00%	100.00%

[Back to Top](#)

EasyExport Insights™

MILITARY RIFLES (US Dollars) AUGUST 2020

Top 25 Countries	Trailing 36 Mo Sep 17 - Aug 20	Current Month			Year to Date			Trailing 12 Months		
		2020	2019	2018	2020	2019	2018	2020	2019	2018
India	72,254,990	0	0	0	27,126,000	262,182	0	71,992,808	262,182	0
Thailand	63,929,537	2,908,648	1,704,165	0	18,143,689	14,756,207	172,202	46,372,510	17,108,652	448,375
Kuwait	26,313,219	0	0	2,663,381	5,946,750	2,408,124	5,071,201	6,543,383	13,962,997	5,806,839
Lebanon	18,361,179	0	0	0	12,976,669	590,640	626,409	13,240,342	590,640	4,530,197
Jordan	16,518,548	1,252,950	0	117,712	3,863,406	3,405,996	1,658,867	3,875,406	5,862,063	6,781,079
United Arab Emirates	12,852,000	133,000	0	253,959	259,672	438,500	913,999	259,672	1,600,090	10,992,238
Tunisia	9,762,182	2,351,189	0	317,556	5,484,547	441,312	2,847,856	5,668,146	522,100	3,571,936
Malaysia	9,727,967	0	0	0	161,011	2,848	4,000	2,646,781	4,337,386	2,743,800
Oman	8,727,986	0	0	0	7,635,000	0	43,826	7,639,501	900,659	187,826
Afghanistan	7,858,753	617,343	0	0	1,454,485	4,136,505	85,786	1,817,458	4,166,609	1,874,686
Mexico	7,374,090	0	6,600	0	2,532,198	1,729,701	1,892,737	3,070,611	2,017,511	2,285,968
Egypt	6,020,252	0	0	0	557,199	1,377,999	0	4,642,253	1,377,999	0
Israel	5,984,536	0	18,400	0	969,674	4,306,779	664,530	972,582	4,341,549	670,405
Georgia	5,414,076	0	0	9,352	0	101,085	3,288,756	12,240	101,085	5,300,751
Germany	5,250,199	0	78,221	41,076	1,430,267	325,850	1,213,602	1,621,416	2,078,883	1,549,900
New Zealand	4,948,498	11,621	0	0	121,017	676,940	139,611	148,304	679,790	4,120,404
Australia	4,922,437	5,541	18,168	11,853	1,596,928	1,454,261	802,794	2,047,301	1,775,803	1,099,333
United Kingdom	4,596,311	40,718	33,503	17,750	702,303	1,918,677	1,273,979	959,238	2,092,268	1,544,805
Philippines	3,535,333	0	0	0	91,841	3,187,462	6,475	199,081	3,323,301	12,951
Qatar	3,521,017	0	0	0	1,687,500	1,259,990	250,000	1,733,456	1,537,561	250,000
Ukraine	3,270,897	78,789	198,188	193,850	357,302	325,622	428,902	410,031	2,349,588	511,278
Jamaica	3,243,992	0	3,169,260	0	0	3,243,992	0	0	3,243,992	0
Brazil	3,204,883	12,657	122,976	5,599	971,911	155,523	1,056,463	1,873,022	266,966	1,064,895
Sweden	2,957,367	0	21,966	14,947	94,155	582,397	426,749	258,970	715,760	1,982,637
Netherlands	2,633,057	0	8,690	700,000	1,216,880	8,690	723,100	1,258,558	169,749	1,204,750
Grand Total	313,183,306	7,412,456	5,380,137	4,347,035	95,380,404	47,097,282	23,591,844	179,263,070	75,385,183	58,535,053
Percent of All U.S. Exports	90.91%	86.44%	95.11%	67.07%	94.85%	88.82%	73.12%	94.82%	88.54%	83.29%

[Back to Top](#)

EasyExport Insights™

MILITARY SHOTGUNS (US Dollars) AUGUST 2020

Top 25 Countries	Trailing 36 Mo Sep 17 - Aug 20	Current Month			Year to Date			Trailing 12 Months		
		2020	2019	2018	2020	2019	2018	2020	2019	2018
Canada	4,107,280	6,769	28,637	121,896	333,552	890,383	1,084,504	778,604	1,198,518	2,130,158
Kuwait	3,018,748	0	0	0	0	1,699,360	16,500	0	3,002,248	16,500
Afghanistan	1,121,790	0	0	0	0	0	1,105,950	15,840	0	1,105,950
Lebanon	634,250	0	0	0	0	258,588	0	190,248	258,588	0
Djibouti	448,836	0	0	0	52,471	145,027	123,105	130,331	145,027	146,370
France	421,728	0	0	0	14,980	262,150	0	14,980	262,150	0
Guatemala	277,130	0	0	0	21,038	0	0	21,038	187,044	0
New Zealand	208,082	0	0	0	0	0	143,946	0	0	143,946
Saudi Arabia	143,946	0	0	0	0	137,774	0	0	137,774	0
Egypt	137,774	0	0	0	0	4,950	0	115,555	4,950	0
Netherlands	120,505	0	0	0	0	0	110,399	0	0	110,399
Sweden	110,399	0	0	0	0	0	52,249	0	5,948	98,373
Italy	104,321	0	0	0	0	73,541	0	0	73,541	0
Morocco	73,541	0	0	0	0	18,920	6,920	0	37,840	34,137
Germany	71,977	0	0	0	5,904	0	42,273	18,928	0	42,273
United Kingdom	61,201	0	0	0	0	27,215	0	0	48,815	0
Israel	48,815	0	0	0	28,886	18,598	0	28,886	18,598	0
Japan	47,484	0	0	0	5,368	7,961	3,525	5,368	27,625	13,524
Australia	46,517	0	0	3,525	0	0	0	0	634,250	0
Thailand	45,981	0	0	0	26,350	0	0	26,350	19,631	0
Poland	45,586	0	0	0	0	18,690	0	26,896	18,690	0
Jordan	42,354	0	0	0	6,804	0	0	20,554	21,800	0
Brazil	29,944	4,300	0	0	10,150	5,220	0	17,840	12,104	0
Philippines	26,702	0	0	0	0	0	0	13,402	0	13,300
Georgia	22,980	0	0	0	0	0	22,980	0	0	22,980
Grand Total	11,417,871	11,069	28,637	125,421	505,503	3,568,377	2,712,351	1,424,820	6,115,141	3,877,910
Percent of All U.S. Exports	98.99%	100.00%	91.25%	100.00%	92.33%	99.45%	99.47%	95.68%	99.68%	99.18%

[Back to Top](#)

EasyExport Insights™

MUZZLE-LOADING FIREARMS (US Dollars) AUGUST 2020

Top 25 Countries	Trailing 36 Mo Sep 17 - Aug 20	Current Month			Year to Date			Trailing 12 Months		
		2020	2019	2018	2020	2019	2018	2020	2019	2018
Canada	3,310,779	15,386	58,042	107,181	431,205	877,622	972,312	748,645	1,277,521	1,284,613
Ukraine	987,100	0	0	0	0	0	0	0	987,100	0
Italy	105,987	0	0	0	22,501	71,500	0	34,487	71,500	0
Colombia	78,710	0	0	0	0	0	0	0	78,710	0
Korea, South	66,528	0	0	0	0	0	66,528	0	0	66,528
United Kingdom	66,054	0	0	0	9,000	0	43,698	22,356	0	43,698
China	29,992	0	0	0	0	0	29,992	0	0	29,992
Belgium	28,778	0	0	0	0	0	25,798	0	0	28,778
Germany	25,301	0	0	0	4,400	13,612	0	4,400	20,901	0
Czech Republic	24,862	0	0	0	6,162	13,420	0	11,442	13,420	0
Mexico	21,766	0	0	4,162	0	0	18,794	0	2,972	18,794
South Africa	14,436	0	4,998	0	0	8,746	0	0	8,746	5,690
Sweden	8,250	0	0	0	0	0	0	0	8,250	0
United Arab Emirates	7,995	0	0	0	0	0	0	0	0	7,995
Jamaica	7,706	0	0	0	0	0	0	0	0	7,706
Bahamas	7,268	0	0	0	0	0	7,268	0	0	7,268
Australia	7,064	0	0	0	0	7,064	0	0	7,064	0
France	6,071	0	0	0	0	2,750	3,321	0	2,750	3,321
Afghanistan	4,533	0	0	0	0	0	0	0	4,533	0
Argentina	3,785	0	0	0	3,785	0	0	3,785	0	0
Brazil	3,780	0	0	0	0	0	0	0	3,780	0
Chile	3,602	0	0	0	0	0	0	0	0	3,602
Jordan	3,551	0	0	0	0	0	0	3,551	0	0
Georgia	3,437	0	0	0	0	0	0	0	3,437	0
Israel	3,150	0	0	0	0	0	0	3,150	0	0
Grand Total	4,830,485	15,386	63,040	111,343	477,053	994,714	1,167,711	831,816	2,490,684	1,507,985
Percent of All U.S. Exports	99.95%	100.00%	96.13%	100.00%	100.00%	99.75%	100.00%	100.00%	99.90%	100.00%

[Back to Top](#)

EasyExport Insights™

SPRING, AIR AND GAS GUNS (US Dollars)
AUGUST 2020

Top 25 Countries	Trailing 36 Mo Sep 17 - Aug 20	Current Month			Year to Date			Trailing 12 Months		
		2020	2019	2018	2020	2019	2018	2020	2019	2018
Canada	43,533,283	1,701,156	1,086,112	1,377,662	11,837,468	8,823,854	9,555,209	15,272,043	13,048,156	15,213,084
United Kingdom	10,530,542	252,165	249,516	38,655	2,529,164	2,005,677	1,786,725	3,578,927	2,952,100	3,999,515
Germany	8,537,299	72,714	174,598	34,404	1,305,496	1,891,838	1,910,662	2,049,945	2,678,880	3,808,474
Taiwan	5,928,901	203,073	21,135	23,442	1,481,677	2,111,804	427,237	2,968,959	2,449,667	510,275
France	4,981,603	341,371	197,924	4,792	1,177,285	1,239,770	1,047,585	1,946,433	1,657,697	1,377,473
Mexico	4,817,901	53,084	80,097	50,714	1,202,395	942,134	613,823	2,256,833	1,468,984	1,092,084
Australia	4,330,621	228,717	131,078	188,245	1,357,213	595,177	888,463	1,673,686	823,493	1,833,442
Poland	3,649,525	50,592	115,419	48,187	810,504	884,017	329,054	1,157,042	1,221,077	1,271,406
South Africa	3,394,298	83,976	57,569	14,900	484,226	495,268	1,265,240	710,717	934,824	1,748,757
Spain	2,963,589	24,452	3,627	78,780	730,305	820,814	537,492	901,847	1,044,711	1,017,031
Colombia	2,827,799	7,020	0	43,352	361,973	296,506	292,212	1,685,468	595,427	546,904
Thailand	2,789,917	2,377,166	0	82,872	2,695,015	7,050	87,852	2,695,015	7,050	87,852
Chile	2,745,506	15,282	29,556	49,489	553,952	609,844	411,964	892,917	1,099,772	752,817
Belgium	2,650,390	2,990	21,840	207,136	331,867	555,799	1,111,037	429,229	1,013,889	1,207,272
Korea, South	2,208,158	0	5,300	0	63,216	284,114	110,019	644,757	1,000,486	562,915
Netherlands	1,824,229	155,485	73,072	45,295	681,162	310,292	336,413	785,378	497,701	541,150
Brazil	1,811,884	89,157	2,995	8,715	503,736	242,509	299,421	829,503	590,218	392,163
New Zealand	1,638,684	14,545	34,950	164,759	183,103	399,299	559,224	363,030	496,572	779,082
Sweden	1,485,236	111,750	21,083	47,091	334,094	383,196	279,402	478,483	573,259	433,494
Panama	1,347,755	0	18,093	41,962	343,350	319,565	225,939	389,482	440,598	517,675
Israel	1,266,118	47,296	8,691	38,109	205,990	195,208	293,648	318,065	286,796	661,257
Switzerland	1,243,079	7,332	32,732	6,199	219,457	260,084	361,869	303,525	438,150	501,404
Finland	1,196,001	0	3,320	5,686	191,956	364,918	418,096	268,965	421,875	505,161
China	1,144,990	0	18,474	9,825	8,592	534,825	298,134	157,626	640,477	346,887
Italy	1,082,010	0	0	0	76,438	271,925	295,120	140,526	412,099	529,385
Grand Total	119,929,318	5,839,323	2,387,181	2,610,271	29,669,634	24,845,487	23,741,840	42,898,401	36,793,958	40,236,959
Percent of All U.S. Exports	85.29%	93.81%	84.23%	87.85%	88.83%	85.78%	81.76%	87.07%	84.97%	83.75%

[Back to Top](#)

TELESCOPIC SIGHTS FOR RIFLES (US Dollars) AUGUST 2020

Top 25 Countries	Trailing 36 Mo Sep 17 - Aug 20	Current Month			Year to Date			Trailing 12 Months		
		2020	2019	2018	2020	2019	2018	2020	2019	2018
Canada	62,416,214	2,744,260	1,387,765	2,040,801	14,379,351	15,456,204	16,041,146	19,365,532	21,300,837	21,749,845
Australia	24,201,318	823,239	580,012	689,195	4,618,214	5,750,065	6,443,124	6,275,079	8,541,092	9,385,147
Germany	17,461,035	224,417	559,806	424,189	3,193,498	5,257,427	3,271,143	4,659,598	8,000,511	4,800,926
Netherlands	17,287,410	401,513	600,659	307,777	3,242,260	4,135,206	3,593,637	5,402,258	5,908,341	5,976,811
New Zealand	14,230,011	185,871	320,027	278,796	1,560,908	1,925,168	2,322,224	2,380,227	2,862,512	8,987,272
South Africa	11,483,163	239,303	392,349	281,303	1,661,143	2,718,656	3,726,108	3,129,204	3,848,423	4,505,536
United Kingdom	9,426,900	114,336	134,987	181,560	1,674,101	1,842,449	2,759,858	2,390,479	2,757,043	4,279,378
Philippines	8,550,117	0	7,200	263,376	1,119,704	3,280,396	1,028,731	3,823,182	3,518,659	1,208,276
Japan	6,859,741	604,271	639,835	17,401	1,839,050	2,089,604	875,746	2,366,762	3,371,498	1,121,481
United Arab Emirates	6,604,065	782,710	72,059	17,500	2,059,051	872,217	3,053,011	2,364,384	947,691	3,291,990
France	6,029,399	97,849	181,940	190,754	1,388,518	1,763,667	1,618,303	1,951,303	2,003,619	2,074,477
Italy	5,151,084	107,269	101,561	63,784	951,965	1,198,418	1,087,958	1,568,958	2,095,929	1,486,197
Sweden	4,794,115	225,088	77,883	28,611	1,186,560	968,431	920,408	1,847,156	1,533,286	1,413,673
Saudi Arabia	4,620,522	28,664	52,683	0	138,321	695,616	3,660,991	204,131	746,211	3,670,180
Israel	3,930,341	1,109,983	14,717	93,138	2,347,481	137,476	369,845	3,212,962	173,842	543,537
Poland	3,574,243	51,407	76,947	103,967	698,135	873,162	706,228	1,091,991	1,266,993	1,215,259
Austria	3,063,402	41,197	7,883	100,973	364,406	647,265	901,567	897,500	992,404	1,173,498
Ukraine	2,506,237	40,291	130,318	102,719	583,400	1,314,996	225,778	806,228	1,421,735	278,274
Norway	2,404,070	104,837	93,419	87,495	516,056	644,426	637,410	611,871	839,327	952,872
China	2,260,617	2,905	42,618	21,300	1,378,843	256,240	468,621	1,408,861	299,358	552,398
Spain	2,246,654	28,381	39,256	0	438,097	899,177	321,467	584,772	1,153,985	507,897
Bahrain	2,044,321	0	0	0	1,433,550	24,154	567,260	1,452,907	24,154	567,260
Finland	2,015,411	87,248	69,056	71,993	483,339	631,719	429,153	584,614	766,157	664,640
Luxembourg	1,988,288	8,464	0	15,500	409,615	1,355,325	22,619	419,634	1,539,119	29,535
Belgium	1,719,097	45,472	0	4,339	746,179	35,970	813,003	756,504	66,245	896,348
Grand Total	226,867,775	8,098,975	5,582,980	5,386,471	48,411,745	54,773,434	55,865,339	69,556,097	75,978,971	81,332,707
Percent of All U.S. Exports	88.92%	92.28%	85.01%	81.08%	88.27%	89.34%	90.82%	88.21%	88.37%	90.05%

[Back to Top](#)

EasyExport Insights™

BINOCULARS (US Dollars) AUGUST 2020

Top 25 Countries	Trailing 36 Mo Sep 17 - Aug 20	Current Month			Year to Date			Trailing 12 Months		
		2020	2019	2018	2020	2019	2018	2020	2019	2018
Australia	135,622,063	2,620,173	4,448,747	4,127,649	33,128,574	28,257,170	34,011,873	37,700,412	47,250,720	50,670,931
Saudi Arabia	86,602,908	247,274	21,712,190	1,680,645	456,890	40,168,810	10,081,570	613,731	75,723,257	10,265,920
Canada	30,951,134	1,386,453	809,850	717,002	6,476,307	6,167,444	6,725,737	11,084,216	10,043,341	9,823,577
Germany	14,086,188	71,557	1,320,566	45,687	1,953,180	3,370,862	1,210,988	6,149,233	4,071,178	3,865,777
United Arab Emirates	12,307,955	0	260,232	0	56,195	292,038	4,793,168	3,313,823	685,307	8,308,825
Netherlands	9,620,896	477,936	77,077	559,631	1,305,383	3,612,235	1,306,980	1,900,522	5,931,977	1,788,397
Ukraine	8,661,883	4,077	8,378	0	58,193	2,159,703	1,697,079	58,193	6,906,611	1,697,079
Turkey	8,263,825	0	0	4,240	39,734	362,292	4,101,514	996,077	410,588	6,857,160
Italy	6,369,941	315,601	53,647	27,667	1,718,039	1,948,567	581,115	2,916,979	2,834,187	618,775
Lithuania	5,083,610	117,613	0	304,038	1,119,654	407,326	1,106,689	2,032,550	1,062,786	1,988,274
Korea, South	4,639,921	30,492	20,900	41,794	2,083,257	857,387	1,255,438	2,252,045	972,514	1,415,362
France	4,509,174	29,474	51,405	186,783	1,039,155	1,359,034	1,393,786	1,365,101	1,404,063	1,740,010
United Kingdom	4,475,525	139,089	251,619	56,787	1,047,549	836,799	1,168,861	1,405,555	1,327,865	1,742,105
Switzerland	3,498,501	678,613	9,241	18,820	796,610	166,351	24,986	1,055,707	2,363,781	79,013
Poland	3,042,812	155,890	77,444	9,066	768,127	286,170	94,335	2,418,413	505,770	118,629
Vietnam	2,767,093	0	0	4,925	19,946	2,485,650	170,123	28,471	2,543,119	195,503
Norway	2,666,330	0	152,045	73,031	371,848	557,737	877,088	956,219	707,781	1,002,330
New Zealand	2,378,218	129,029	28,708	39,979	401,785	426,744	278,223	775,064	1,060,769	542,385
Sweden	2,304,399	36,525	56,164	83,672	455,763	838,406	491,110	651,276	1,031,012	622,111
South Africa	2,195,143	56,769	123,874	62,642	254,785	658,746	622,401	708,273	794,682	692,188
Bahrain	2,162,934	0	2,081,160	0	11,648	2,081,160	0	78,905	2,081,160	2,869
Latvia	1,871,181	0	0	0	1,292,970	51,941	234,128	1,292,970	51,941	526,270
Mexico	1,774,571	28,501	18,276	38,558	199,405	167,530	192,491	304,945	266,429	1,203,197
Denmark	1,738,918	57,339	28,800	0	1,179,846	242,814	143,756	1,253,662	281,094	204,162
Israel	1,679,608	0	4,800	86,692	124,102	203,638	429,100	562,862	593,001	523,745
Grand Total	359,274,731	6,582,405	31,595,123	8,169,308	56,358,945	97,966,554	72,992,539	81,875,204	170,904,933	106,494,594
Percent of All U.S. Exports	93.79%	91.10%	98.38%	92.59%	92.78%	94.70%	93.39%	91.96%	95.18%	93.01%

[Back to Top](#)

EasyExport Insights™

PARTS FOR REVOLVERS AND PISTOLS (US Dollars)

AUGUST 2020

Top 25 Countries	Trailing 36 Mo Sep 17 - Aug 20	Current Month			Year to Date			Trailing 12 Months		
		2020	2019	2018	2020	2019	2018	2020	2019	2018
Canada	22,277,850	252,322	429,890	1,238,169	5,667,356	4,332,373	6,922,262	6,785,628	5,903,408	9,588,814
Israel	5,253,929	206,000	170,615	181,297	666,355	623,966	2,300,174	1,055,053	1,234,664	2,964,212
Germany	4,567,288	125,354	118,165	97,205	1,077,384	923,923	974,008	1,347,351	1,452,879	1,767,058
Thailand	4,205,253	36,113	41,687	317,710	603,756	581,724	1,039,970	833,297	2,254,437	1,117,519
Philippines	3,777,775	110,553	85,913	18,329	586,589	811,730	621,402	814,096	2,032,327	931,352
Japan	3,706,813	594,000	7,142	76,759	724,616	243,055	384,141	1,540,234	1,318,212	848,367
Turkey	2,720,516	36,120	0	10,500	44,067	1,896,143	43,588	44,067	2,588,871	87,578
Austria	2,430,385	150,032	79,044	61,604	587,021	770,892	589,073	841,168	876,203	713,014
Singapore	2,416,012	0	0	0	2,776	92,528	185,011	2,776	2,221,003	192,233
Australia	2,274,498	37,268	39,905	104,438	554,301	349,756	585,967	823,301	739,325	711,872
Croatia	2,265,025	0	0	108,615	1,272,009	322,013	256,905	1,552,822	431,028	281,175
Colombia	2,207,905	0	7,680	295,391	3,382	297,513	1,544,414	3,382	309,341	1,895,182
Italy	1,474,079	11,292	0	30,364	166,938	230,116	375,947	281,071	412,912	780,096
France	1,160,528	5,179	9,869	20,373	124,833	169,346	443,859	222,927	279,456	658,145
United Arab Emirates	1,077,095	0	16,652	5,108	128,659	66,349	359,420	177,694	331,659	567,742
Mexico	969,583	35,802	3,212	62,620	154,827	193,616	439,979	289,290	229,700	450,593
Qatar	904,957	0	0	0	509,490	26,554	0	862,170	42,787	0
Switzerland	805,581	19,808	28,281	38,027	122,257	190,195	242,403	169,270	299,706	336,605
South Africa	779,100	56,781	5,605	3,171	140,107	111,274	122,533	242,933	307,984	228,183
Sweden	674,882	37,743	21,292	38,645	253,390	85,481	191,929	310,631	144,344	219,907
Hong Kong	658,986	0	0	0	21,216	249,399	32,954	21,216	570,330	67,440
Indonesia	645,168	6,153	0	4,199	123,660	65,471	69,980	157,145	82,635	405,388
Brazil	612,001	21,168	0	73,094	49,988	135,756	255,458	113,781	229,131	269,089
Czech Republic	568,194	9,182	0	16,274	85,662	112,665	115,787	225,895	184,642	157,657
Denmark	542,181	0	23,625	9,380	125,914	41,955	59,329	342,793	97,862	101,526
Grand Total	68,975,584	1,750,870	1,088,577	2,811,272	13,796,553	12,923,793	18,156,493	19,059,991	24,574,846	25,340,747
Percent of All U.S. Exports	90.58%	91.17%	72.85%	90.79%	91.59%	88.82%	92.07%	90.52%	90.41%	90.79%

[Back to Top](#)

EasyExport Insights™

PARTS FOR SPORTING RIFLES AND SHOTGUNS (US Dollars) AUGUST 2020

Top 25 Countries	Trailing 36 Mo Sep 17 - Aug 20	Current Month			Year to Date			Trailing 12 Months		
		2020	2019	2018	2020	2019	2018	2020	2019	2018
Canada	60,868,368	1,827,157	1,414,311	2,141,874	14,609,201	13,917,549	15,090,544	20,254,136	19,835,337	20,778,895
Australia	23,097,698	902,204	447,266	920,934	3,896,688	5,016,613	6,400,616	6,538,525	7,508,273	9,050,900
Saudi Arabia	20,266,488	10,726	30,429	0	131,316	11,179,827	3,224,289	168,387	16,835,485	3,262,616
Mexico	15,043,072	441,446	391,354	445,928	3,261,154	2,531,569	4,647,487	3,971,440	3,996,181	7,075,451
Germany	11,706,626	556,564	286,373	190,456	2,524,492	2,829,089	2,115,319	3,752,673	4,462,899	3,491,054
United Kingdom	7,246,792	155,009	434,520	211,614	1,591,083	1,711,478	1,730,192	2,187,000	2,398,527	2,661,265
Japan	7,243,246	288,259	149,037	342,917	1,685,465	1,711,057	1,570,977	2,587,627	2,484,868	2,170,751
Portugal	6,231,761	20,320	30,489	67,142	827,858	1,115,423	2,720,378	1,045,985	1,685,912	3,499,864
France	6,110,271	94,148	238,006	57,806	1,041,415	2,082,292	1,206,580	1,576,753	2,810,107	1,723,411
Switzerland	5,009,925	62,171	190,350	63,280	1,067,896	1,490,823	682,731	1,763,548	2,151,801	1,094,576
Italy	4,565,818	72,096	113,440	43,170	883,309	972,849	666,501	1,509,209	1,658,795	1,397,814
South Africa	4,556,094	170,786	99,063	167,401	655,807	931,858	932,309	906,680	2,163,197	1,486,217
Sweden	3,965,967	210,712	87,368	60,989	1,002,706	1,038,468	847,925	1,353,843	1,331,419	1,280,705
United Arab Emirates	3,727,845	10,000	62,030	83,064	77,211	808,573	1,717,162	378,339	892,833	2,456,673
Thailand	3,700,544	737,418	48,257	0	2,604,955	686,432	158,312	2,657,745	805,094	237,705
New Zealand	3,692,447	172,404	64,525	53,003	682,198	394,458	1,003,408	1,361,146	864,458	1,466,843
Ukraine	3,616,170	173,115	145,568	133,094	883,906	653,439	992,982	1,337,902	1,144,714	1,133,554
Norway	2,726,262	40,290	51,803	29,781	661,691	649,602	513,772	865,914	965,607	894,741
Netherlands	2,577,806	99,484	37,596	5,532	281,326	243,302	849,646	717,626	943,917	916,263
Finland	2,387,733	64,102	34,411	44,086	487,120	587,830	600,021	724,929	827,755	835,049
Austria	2,383,118	34,015	177,849	94,472	325,539	591,741	608,547	743,603	815,297	824,218
Spain	2,309,520	21,198	5,835	181,648	383,568	334,263	907,954	624,668	602,109	1,082,743
Czech Republic	2,122,093	22,714	37,438	16,727	294,683	365,613	495,079	556,143	693,285	872,665
Israel	1,983,148	361,571	0	33,280	428,412	1,289,672	81,518	493,842	1,292,330	196,976
Poland	1,788,075	40,946	73,912	222,890	349,381	250,213	531,137	587,530	522,390	678,155
Grand Total	208,926,887	6,588,855	4,651,230	5,611,088	40,638,380	53,384,033	50,295,386	58,665,193	79,692,590	70,569,104
Percent of All U.S. Exports	91.95%	92.00%	93.16%	95.38%	90.32%	92.95%	93.52%	89.26%	93.56%	92.49%

[Back to Top](#)

EasyExport Insights™

PARTS FOR MILITARY RIFLES (US Dollars) AUGUST 2020

Top 25 Countries	Trailing 36 Mo Sep 17 - Aug 20	Current Month			Year to Date			Trailing 12 Months		
		2020	2019	2018	2020	2019	2018	2020	2019	2018
Israel	11,976,111	0	189,309	320,804	602,146	2,459,459	5,508,676	1,060,889	3,381,638	7,533,584
Australia	11,644,146	4,931	16,425	123,038	1,862,594	5,312,957	2,031,923	2,575,349	6,226,377	2,842,420
Netherlands	8,125,134	40,320	590,247	305,508	2,533,992	2,593,643	1,635,488	3,249,269	3,060,238	1,815,627
Mexico	7,203,735	0	5,970	0	268,467	133,906	3,201,925	1,023,283	168,595	6,011,857
Germany	6,199,325	287,013	65,187	47,439	2,596,715	458,546	1,727,149	3,203,121	1,111,174	1,885,030
United Arab Emirates	5,364,670	35,659	0	22,239	82,376	986,723	573,995	90,476	1,072,862	4,201,332
Thailand	5,053,879	13,904	436,016	20,097	1,165,517	677,483	83,882	3,003,125	829,359	1,221,395
Sweden	2,576,407	0	36,210	102,302	214,363	1,136,659	396,848	717,447	1,314,687	544,273
United Kingdom	2,558,681	48,748	28,913	17,120	634,523	633,666	405,684	809,797	930,202	818,682
Estonia	2,476,392	7,567	0	0	1,694,052	11,465	10,677	2,372,230	39,775	64,387
France	2,366,158	823,945	14,894	10,288	1,122,852	423,179	215,989	1,347,111	655,173	363,874
Ukraine	2,334,859	10,161	90,313	0	507,895	257,197	207,499	638,967	447,393	1,248,499
Denmark	2,094,527	58,020	0	2,924	605,110	237,765	454,241	1,047,769	402,721	644,037
New Zealand	1,944,812	5,220	0	3,228	98,671	649,088	1,111,712	125,969	659,513	1,159,330
Austria	1,737,553	4,807	0	0	22,898	63,569	1,008,723	40,862	681,196	1,015,495
Korea, South	1,608,980	33,689	0	0	163,552	595,432	342,406	362,146	886,885	359,949
Belgium	1,502,117	142,832	21,550	121,576	498,916	618,685	166,631	599,436	710,820	191,861
Bahrain	1,443,585	0	0	0	86,322	0	1,234,421	89,643	16,274	1,337,668
Colombia	1,419,585	0	407,601	0	0	442,739	80,600	143,440	484,843	791,302
Jordan	1,351,932	0	3,992	4,958	64,540	8,259	861,541	82,178	189,173	1,080,581
Finland	1,336,385	8,976	0	10,012	55,145	326,879	582,102	60,515	686,389	589,481
Turkey	1,307,722	247,000	38,797	0	262,500	77,613	173,497	265,800	752,157	289,765
Poland	1,222,198	4,047	35,860	87,895	180,633	195,596	135,694	287,626	447,757	486,815
Italy	1,127,828	0	0	14,700	145,962	152,358	147,148	283,349	566,195	278,284
Hong Kong	857,278	14,374	4,362	24,043	152,110	170,739	136,751	231,519	434,062	191,697
Grand Total	86,833,999	1,791,213	1,985,646	1,238,171	15,621,851	18,623,605	22,435,202	23,711,316	26,155,458	36,967,225
Percent of All U.S. Exports	89.27%	95.86%	92.93%	89.34%	85.15%	89.99%	92.67%	86.56%	88.47%	91.70%

[Back to Top](#)

EasyExport Insights™

PARTS FOR MILITARY SHOTGUNS (US Dollars) AUGUST 2020

Top 25 Countries	Trailing 36 Mo Sep 17 - Aug 20	Current Month			Year to Date			Trailing 12 Months		
		2020	2019	2018	2020	2019	2018	2020	2019	2018
Turkey	450,119	0	0	0	0	373,915	0	12,794	437,325	0
Japan	102,452	0	0	0	0	36,090	25,002	0	77,450	25,002
Hong Kong	79,608	0	0	0	0	0	0	0	0	79,608
Oman	32,846	0	0	0	0	0	0	32,846	0	0
Belgium	31,152	0	0	0	0	31,152	0	0	31,152	0
Singapore	29,822	0	0	0	0	0	14,797	0	0	29,822
Norway	18,782	0	0	0	0	0	0	13,695	0	5,087
Korea, South	17,892	0	0	0	17,892	0	0	17,892	0	0
United Kingdom	17,709	0	0	0	0	0	17,709	0	0	17,709
Sweden	17,646	0	0	17,646	0	0	17,646	0	0	17,646
Jordan	17,327	0	0	0	0	17,327	0	0	17,327	0
Australia	11,970	0	0	0	0	0	11,970	0	0	11,970
Germany	9,345	0	0	0	0	0	0	0	9,345	0
Ukraine	3,144	0	0	0	0	0	3,144	0	0	3,144
Grand Total	839,814	0	0	17,646	17,892	458,484	90,268	77,227	572,599	189,988
Percent of All U.S. Exports	100.00%	No Exports	No Exports	100.00%	100.00%	100.00%	100.00%	100.00%	100.00%	100.00%

[Back to Top](#)

EasyExport Insights™

AMMUNITION FOR RIFLES AND PISTOLS (US Dollars) AUGUST 2020

Top 25 Countries	Trailing 36 Mo Sep 17 - Aug 20	Current Month			Year to Date			Trailing 12 Months		
		2020	2019	2018	2020	2019	2018	2020	2019	2018
Canada	107,714,542	2,978,478	2,848,002	2,857,274	26,163,603	25,105,968	30,479,480	36,230,760	31,160,234	40,323,548
Afghanistan	68,967,524	0	412,087	3,489,960	6,231,556	8,548,177	35,258,172	8,371,390	25,010,080	35,586,054
Australia	50,527,100	2,328,777	972,435	1,799,159	13,479,653	13,889,639	11,646,577	17,333,609	17,671,929	15,521,562
Saudi Arabia	45,898,251	3,332	0	0	3,332	2,230,979	4,132,315	19,013	9,752,379	36,126,859
India	37,325,400	0	0	0	15,322,859	43,953	19,600	37,249,577	56,223	19,600
Germany	32,814,084	131,850	707,179	1,664,770	7,326,390	10,222,505	8,950,183	9,155,408	11,845,926	11,812,750
Israel	31,324,455	1,521,975	1,169,142	55,764	9,542,484	7,564,848	4,784,043	16,852,744	9,074,246	5,397,465
United Kingdom	18,666,607	29,033	679,702	879,365	2,943,677	4,252,280	4,487,828	4,829,543	6,069,928	7,767,136
Belgium	16,610,227	48,022	781,414	36,098	2,273,703	4,371,140	3,336,858	4,314,186	6,423,628	5,872,413
France	16,472,170	0	224,321	12,097	2,620,054	3,461,695	6,680,651	3,796,456	4,425,716	8,249,998
Mexico	16,302,850	417,000	6,884	1,253,562	1,352,283	3,330,248	3,565,071	1,455,494	6,565,422	8,281,934
Philippines	11,948,450	6,811	0	0	44,841	58,241	128,055	358,536	9,708,835	1,881,079
Norway	9,528,829	0	43,447	50,000	1,483,255	1,785,014	4,600,016	1,722,981	2,626,834	5,179,014
Thailand	8,863,435	1,450,630	187,727	138,356	6,500,779	712,110	565,238	7,046,662	1,106,742	710,031
New Zealand	8,821,966	458,049	604,815	150,190	1,636,016	1,835,875	2,177,855	2,570,724	3,400,554	2,850,688
South Africa	7,081,241	461,528	301,356	818,691	1,078,639	2,103,145	1,617,263	2,184,431	2,482,304	2,414,506
Denmark	6,778,450	74,527	170,348	181,907	616,343	1,371,646	3,410,357	960,712	1,911,823	3,905,915
Sweden	6,727,778	234,910	0	24,501	1,029,895	1,047,185	175,842	1,570,290	3,621,486	1,536,002
Japan	5,737,387	107,968	34,975	23,482	956,116	747,937	1,026,820	2,429,313	1,344,424	1,963,650
Spain	5,467,836	0	356,079	173,858	748,746	1,311,140	1,442,938	1,623,018	2,075,848	1,768,970
Hong Kong	5,356,279	0	741,162	0	47,309	1,379,142	2,147,630	797,299	2,274,940	2,284,040
Netherlands	5,160,208	0	3,850	526,210	1,745,028	192,546	1,455,851	2,375,472	1,328,885	1,455,851
Turkey	4,988,154	14,187	0	0	2,120,014	491,891	1,310,818	3,142,319	535,017	1,310,818
Poland	4,846,873	76,993	0	78,080	422,042	1,080,323	787,727	1,275,156	2,019,287	1,552,430
Peru	4,487,932	0	55,184	44,963	34,553	417,068	638,207	2,678,672	1,047,710	761,550
Grand Total	538,418,028	10,344,070	10,300,109	14,258,287	105,723,170	97,554,695	134,825,395	170,343,765	163,540,400	204,533,863
Percent of All U.S. Exports	88.17%	87.95%	82.99%	91.65%	85.51%	87.11%	89.75%	86.66%	87.77%	89.80%

[Back to Top](#)

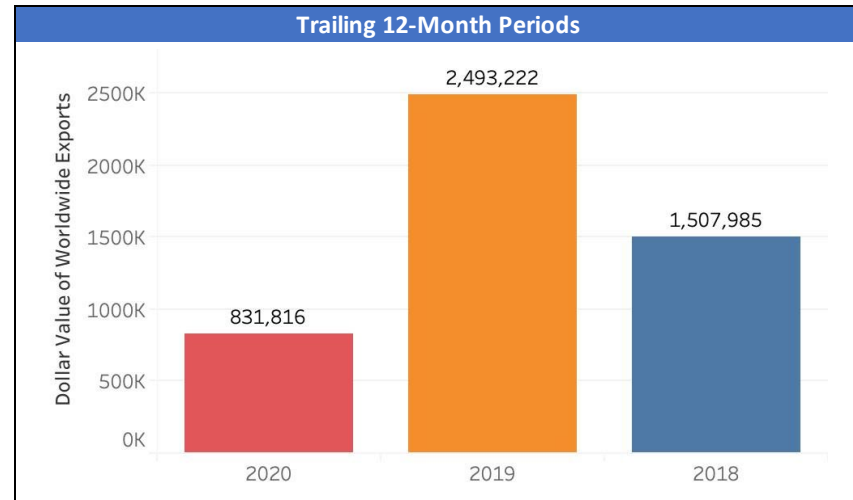
AMMUNITION FOR SHOTGUNS (US Dollars) AUGUST 2020

Top 25 Countries	Trailing 36 Mo Sep 17 - Aug 20	Current Month			Year to Date			Trailing 12 Months		
		2020	2019	2018	2020	2019	2018	2020	2019	2018
Canada	34,376,358	634,782	1,251,436	993,189	7,660,297	9,492,644	9,095,490	10,794,955	12,157,088	11,424,315
Australia	9,453,395	226,881	407,429	173,198	3,249,464	2,653,376	1,424,740	4,192,907	3,536,043	1,724,445
Korea, South	2,371,446	0	0	0	482,526	356,773	370,624	1,499,120	356,773	515,553
Japan	2,301,037	122,423	16,236	92,683	448,416	560,017	602,232	692,682	833,035	775,320
Israel	1,490,147	0	642,456	0	181,685	782,776	21,314	204,935	1,164,412	120,800
Jordan	1,486,612	0	0	0	0	62,232	443,700	980,680	62,232	443,700
Belgium	1,238,582	30,696	22,331	0	256,514	240,101	267,702	402,359	458,127	378,096
Greece	1,085,873	0	0	0	374,188	379,253	314,843	374,188	379,253	332,432
Mexico	825,296	0	0	9,005	163,472	268,645	279,540	166,132	268,645	390,519
Italy	770,819	0	0	3,500	233,374	77,689	313,573	342,860	106,969	320,990
Chile	685,584	0	0	0	104,784	219,824	86,100	104,784	494,700	86,100
Germany	599,436	9,800	0	43,433	57,698	94,192	119,910	92,236	320,580	186,620
Spain	567,958	56,196	15,621	0	153,333	160,788	177,916	208,140	167,037	192,781
Thailand	566,297	0	0	0	0	222,268	0	208,704	222,268	135,325
Portugal	556,847	18,872	0	0	38,001	0	0	270,681	211,608	74,558
United Arab Emirates	531,330	6,950	2,728	37,030	218,402	23,728	43,230	342,369	142,493	46,468
France	505,683	0	9,109	0	47,695	257,915	135,355	65,097	272,516	168,070
Jamaica	493,436	119,110	24,988	70,418	119,110	131,321	152,982	143,662	162,221	187,553
Sweden	486,210	16,875	0	6,750	16,875	56,120	6,750	131,875	302,910	51,425
Trinidad and Tobago	398,733	0	7,491	0	38,682	52,351	29,319	177,561	52,351	168,821
Panama	374,649	88,922	0	67,767	110,492	0	67,767	219,384	30,737	124,528
Honduras	322,800	0	0	0	0	0	161,400	0	161,400	161,400
Hong Kong	322,207	0	0	0	0	0	119,568	8,280	194,359	119,568
New Zealand	316,837	2,802	0	0	129,767	37,036	67,549	138,092	68,955	109,790
Indonesia	312,135	73,800	0	0	73,800	2,536	0	73,800	2,536	235,799
Grand Total	62,439,707	1,408,109	2,399,825	1,496,973	14,158,575	16,131,585	14,301,604	21,835,483	22,129,248	18,474,976
Percent of All U.S. Exports	93.49%	93.81%	86.87%	95.17%	93.32%	93.86%	94.39%	92.86%	93.47%	94.26%

[Back to Top](#)

SPOTLIGHT ON MUZZLE-LOADING FIREARMS AUGUST 2020

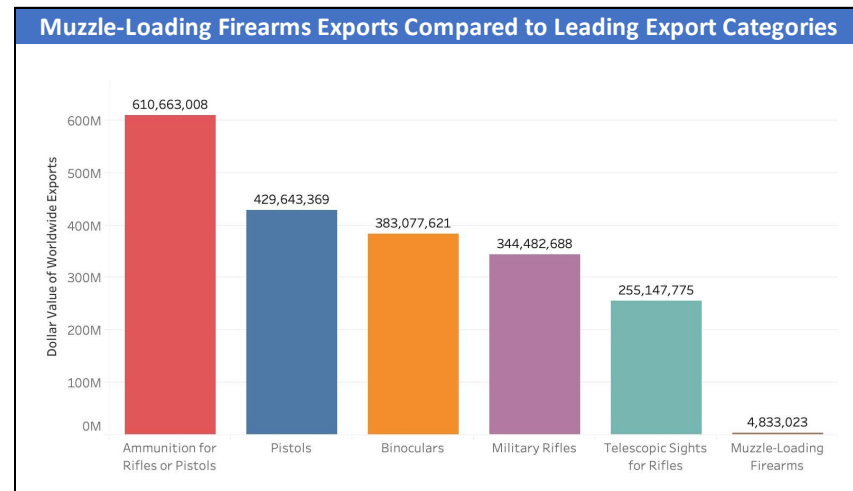
U.S. Export Controls	
ECCN	EAR99 if (i) not based on post-1937 design centerfire weapon, or (ii) caliber less than 20 mm <u>and</u> used for hunting/sporting <u>and</u> not a shotgun or specially designed for military
Schedule B No.	9303.10.0000
Is export license required?	No license required for EAR99 items
LVS exception available?	N/A for EAR99 items
Is import permit required?	Generally no but varies by country
AES filing required?	Not if to Canada; Yes everywhere else if value in shipment exceeds \$2,500
Shipping restrictions:	Ability to ship by USPS depends on destination country regulations but USPS can be used for many countries



10 Best Markets for Future Growth

Country	Score	Avg All Imports	Avg US Imports	US % of Imports	Maximum Avg Tariff	Cost to Import
Qatar	83.1	\$30,697,324	\$30,374,137	99%	5%	\$848
Canada	38.3	\$1,449,784	\$435,293	30%	0%	\$335
Costa Rica	32.9	\$180	\$0	0%	0%	\$495
Australia	31.6	\$115,661	\$49,717	43%	0%	\$639
Iceland	31.1	\$287	\$0	0%	0%	\$365
South Korea	31	\$3,173	\$3,001	95%	0%	\$342
Ireland	30.2	\$1,790	\$857	48%	3.20%	\$328
Finland	30.1	\$412	\$289	70%	3.20%	\$0
Germany	30	\$478,113	\$20,349	4%	3.20%	\$0
Netherlands	29.8	\$28,137	\$1,027	4%	3.20%	\$0

[Learn more about results displayed in this table](#)



[Back to Top](#)

EasyExport Insights™

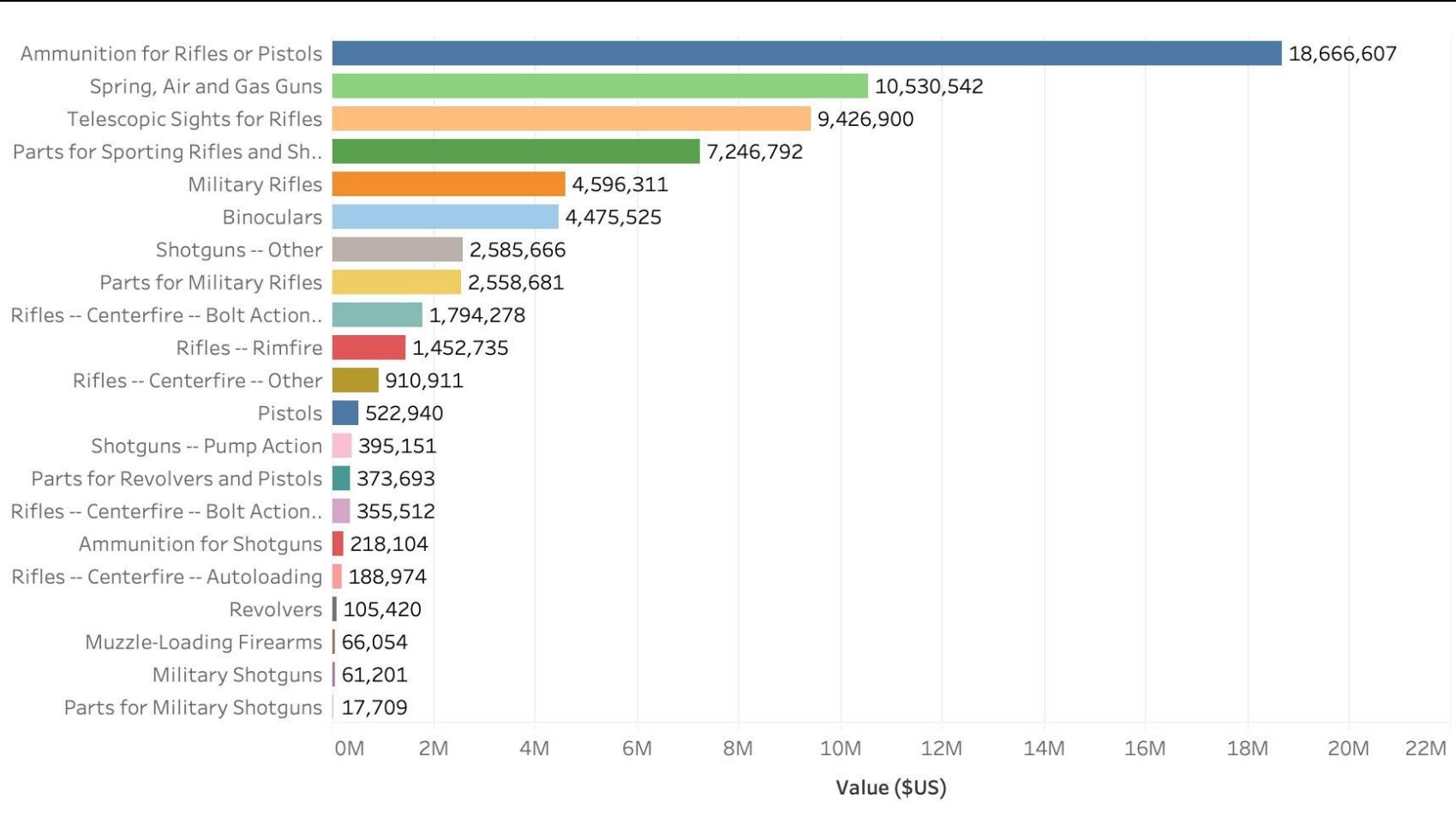
SPOTLIGHT ON THE UNITED KINGDOM EXPORTS IN THE LAST 36 MONTHS (US Dollars) AUGUST 2020

Products	Current Month			Year to Date			Trailing 12 Months			Trailing 3 Year Annual Average
	2020	2019	2018	2020	2019	2018	2020	2019	2018	
Handguns										
Pistols	0	18,722	10,599	22,716	57,923	298,338	53,006	125,460	344,474	174,313
Revolvers	3,950	0	13,743	31,019	26,547	28,161	42,712	34,547	28,161	35,140
Sporting Rifles										
Rifles -- Centerfire -- Autoloading	0	0	3,777	65,781	30,963	41,307	65,781	42,719	80,474	62,991
Rifles -- Centerfire -- Bolt Action -- single shot	0	7,500	9,000	7,908	26,569	128,427	29,311	68,327	257,874	118,504
Rifles -- Centerfire -- Bolt Action -- other	14,993	21,049	25,376	177,699	339,052	520,852	464,295	717,806	612,177	598,093
Rifles -- Centerfire -- Other	38,543	68,997	0	129,202	177,049	271,463	243,935	339,202	327,774	303,637
Rifles -- Rimfire	0	143,579	123,374	198,465	267,661	435,835	484,185	451,482	517,068	484,245
Sporting Shotguns										
Shotguns -- Pump Action	0	0	0	146,023	61,254	84,082	160,618	85,362	149,171	131,717
Shotguns -- Other	35,900	42,150	19,000	377,369	407,637	800,942	1,134,265	534,102	917,299	861,889
Military Rifles and Shotguns										
Military Rifles	40,718	33,503	17,750	702,303	1,918,677	1,273,979	959,238	2,092,268	1,544,805	1,532,104
Military Shotguns	0	0	0	5,904	0	42,273	18,928	0	42,273	20,400
Muzzle-Loading Firearms										
Muzzle-Loading Firearms	0	0	0	9,000	0	43,698	22,356	0	43,698	22,018
Spring, Air and Gas Guns										
Spring, Air and Gas Guns	252,165	249,516	38,655	2,529,164	2,005,677	1,786,725	3,578,927	2,952,100	3,999,515	3,510,181
Optics										
Binoculars	139,089	251,619	56,787	1,047,549	836,799	1,168,861	1,405,555	1,327,865	1,742,105	1,491,842
Telescopic Sights for Rifles	114,336	134,987	181,560	1,674,101	1,842,449	2,759,858	2,390,479	2,757,043	4,279,378	3,142,300
Parts										
Parts for Revolvers and Pistols	0	5,057	0	146,798	56,912	27,309	157,842	163,019	52,832	124,564
Parts for Sporting Rifles and Shotguns	155,009	434,520	211,614	1,591,083	1,711,478	1,730,192	2,187,000	2,398,527	2,661,265	2,415,597
Parts for Military Rifles	48,748	28,913	17,120	634,523	633,666	405,684	809,797	930,202	818,682	852,894
Parts for Military Shotguns	0	0	0	0	0	17,709	0	0	17,709	5,903
Ammunition										
Ammunition for Shotguns	0	0	0	44,847	79,988	3,750	105,408	108,946	3,750	72,701
Ammunition for Rifles or Pistols	29,033	679,702	879,365	2,943,677	4,252,280	4,487,828	4,829,543	6,069,928	7,767,136	6,222,202
Grand Total	872,484	2,119,814	1,607,720	12,485,131	14,732,581	16,357,273	19,143,181	21,198,905	26,207,620	22,183,235

[Back to Top](#)

SPOTLIGHT ON THE UNITED KINGDOM
 EXPORTS TO THE UNITED KINGDOM LAST 36 MONTHS (US Dollars)
 AUGUST 2020

Leading US Exports to the United Kingdom -- Last 36 Months



Sources of Our Data

EasyExport Insights™ *Monthly Reports* are derived from data published monthly by the U.S. Census Bureau and available [here](#).

The 2020 Schedule B classification list can be found [here](#). The Schedule B product categories covered in our monthly reports are as follows:

Product Category	Schedule B No.
Handguns	
Pistols	9302.00.0040 9302.00.0090
Revolvers	9302.00.0020
Sporting Rifles	
Centerfire – Autoloading	9303.30.7010
Centerfire – Bolt Action – Single-Shot	9303.30.7012
Centerfire – Bolt Action – Other	9303.30.7017
Centerfire – Other	9303.30.7025
Rimfire	9303.30.7030
Sporting Shotguns	
Shotguns – Pump Action	9303.20.0030
Shotguns -- Other	9303.20.0035
Combination Rifle-Shotguns	9303.20.0080
Military Rifles and Shotguns	
Military Rifles	9301.90.3000
Military Shotguns	9301.90.6000
Muzzle-Loading Firearms	
Muzzle-Loading Firearms	9303.10.0000
Spring, Air and Gas Guns	
Spring, Air and Gas Guns	9304.00.0000
Optics	
Telescopic Sights for Rifles	9013.10.2000
Binoculars	9005.10.0040 9005.10.0080

Product Category	Schedule B No.
Parts	
Parts for Revolvers and Pistols	9305.10.0010 9305.10.0090
Parts for Sporting Rifles and Shotguns	9305.20.1000 9305.20.9000
Parts for Military Rifles	9305.91.1000
Parts for Military Shotguns	9305.91.2000
Ammunition	
Ammunition for Rifles and Pistols	9306.30.4110 9306.30.4120
Ammunition for Shotguns	9306.21.0000

In our *Monthly Reports* for individual product categories, we rank markets by total exports over the preceding 36 months. Annual exports can fluctuate significantly, so we believe that a three-year look-back provides a truer picture of countries' relative rankings as export markets for U.S. firearms and related products.

One table in our *Spotlight on Products* report incorporates output from a market diversification tool that is available at the International Trade Administration [website](#). The tool uses only the first six digits of the Schedule B number, so the output is not as precise as our other reports. On the other hand, the tool's analysis encompasses a number of factors other than historical export data. Our table should be used as an additional data point for developing international growth strategies.

[Back to Top](#)