



# EasyExport™

## EasyExport Insights™

No. 6

October 2020

Welcome to **EasyExport Insights™**, a monthly publication that provides data and analysis regarding U.S. exports of firearms and related products.

This issue includes the following reports:

- **Behind the Numbers**..... 2
- **Product Reports – October 2020**
  - Worldwide Exports..... 3
  - Handguns..... 5
  - Sporting Rifles..... 7
  - Sporting Shotguns..... 12
  - Military Rifles and Shotguns..... 15
  - Muzzle-Loading Firearms..... 17
  - Spring, Air and Gas Guns..... 18
  - Optics..... 19
  - Parts..... 21
  - Ammunition..... 25
- **Country Reports – October 2020**
  - Canada..... 27
  - New Zealand..... 29
  - United Kingdom..... 31
- **Sources of Our Data**..... 33

**Please see pages 2 and 33 for discussions of issues relating to the data we use to report exports to Canada.**

EasyExport™ automatically processes international sales for U.S. companies that sell firearms, optics, parts, sound suppressors and other accessories online.

Our software and personnel handle every export and import requirement so all you have to do is ship when we give the green light. Most orders are cleared for shipment instantly.

EasyExport customers ship to dealers, distributors, government agencies and individuals in 82 countries. [Click](#) to schedule a call to learn more.

*Note Regarding Acceptable Use: EasyExport Insights™ is the sole property of Automated Export Processing, Inc. (AEP). Readers are authorized to copy and circulate this publication freely without disturbing AEP copyright information. This report may be excerpted without AEP permission if attribution to AEP is clear and prominent. Any use, distribution or republication objected to by AEP in writing will be discontinued. EasyExport Insights may not be posted to any public or private website without prior express written permission from AEP. Use for political purposes is prohibited.*

### New Canadian Data – Part 1

We are pleased to report that the Census Bureau has made some important changes to the way it reports exports to Canada in response to our questions and suggestions.

#### - *Revolvers*

Exports of revolvers from the United States to Canada were reported for the first time in the October statistics. For the month of October, we see that exports of revolvers to Canada totaled \$278,673, as compared with pistol exports of \$130,724 (page 27). Looking at the leading export markets for revolvers (page 6), Canada was the leading export destination for U.S. revolvers in October. Our top-25 destination reports rank markets on the basis of 36-month statistics, so it will take a few months for Canada to rise to the top of that report.

We have not been able to confirm that revolvers were previously lumped into the stats for pistols, but that is likely the case. Therefore, those who track exports of pistols to Canada are likely to see what looks like a significant decline in pistol exports to Canada, but which is merely the result of more accurate data for revolvers.

#### - *Autoloading Centerfire Rifles*

Autoloading centerfire rifles is another category for which data is newly available. This month's report (page 27) shows exports of \$348,703 to Canada in October versus zero in all previous months. Even though this amount exceeds the value exported to any other country in October, it is not quite enough to put Canada in the top

25 export destinations in our table on page 7, which ranks markets based on 36-month totals.

It appears that this category was previously reported as "Other Centerfire Rifles."

#### - *Pump Action Shotguns*

Exports of pump action shotguns to Canada totaled \$380,600 in October, the first month for which statistics for this category have been available (page 27). This amount exceeds the total exported to the 24 other top-25 destinations (page 12) but it will take another month or two for Canada to rise to the top of that report.

#### - *Remaining Questions*

*Behind the Numbers* will look at Canada again in January. Several categories for which no data to Canada has been reported in the past are unchanged. These mostly include military products.

In addition, we want to take a final look at Canada in January, after the November stats have been published, to see what other insights can be gleaned that should affect the way you interpret the Canadian data in our reports.

To all our readers, we send our best wishes for a joyful and safe holiday season. Feel free to contact us any time at [insights@easyexport.net](mailto:insights@easyexport.net).

Jeff Grody  
CEO

Max Harrison  
Director, Data Analytics

[Back to Top](#)

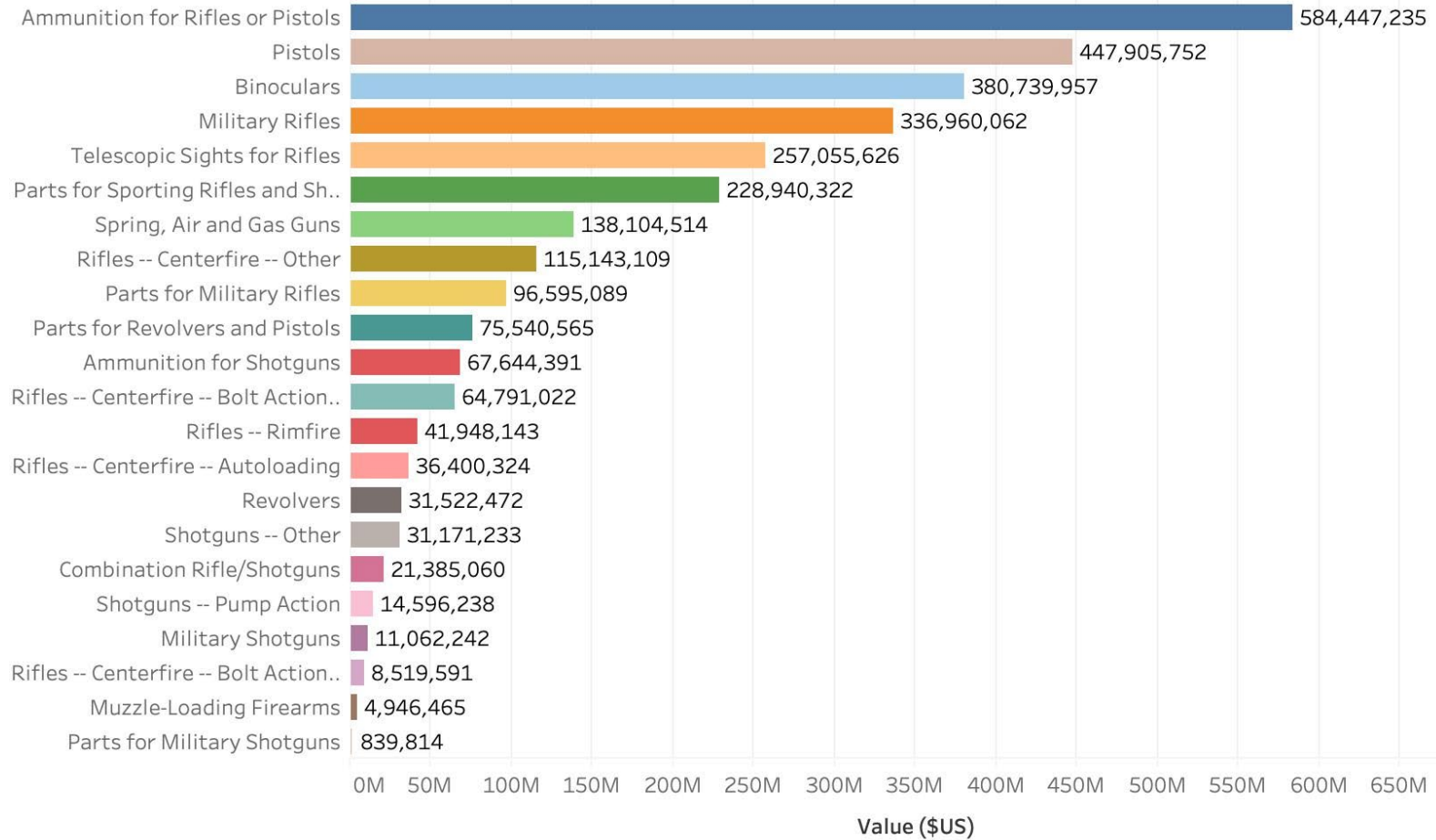
## EasyExport Insights™

WORLDWIDE EXPORTS (US Dollars)										
OCTOBER 2020										
Products	Current Month			Year to Date			Trailing 12 Months			Trailing 3 Year Annual Average
	2020	2019	2018	2020	2019	2018	2020	2019	2018	
<b>Handguns</b>										
Pistols	17,443,211	11,151,425	9,589,495	164,484,675	76,051,357	127,628,637	184,251,974	109,984,716	153,669,062	149,301,917
Revolvers	1,030,585	824,514	1,592,768	7,771,236	8,487,091	7,984,474	10,825,145	11,042,383	9,654,944	10,507,491
<b>Sporting Rifles</b>										
Rifles -- Centerfire -- Autoloading	1,132,727	2,055,377	848,818	9,531,364	12,264,856	8,895,217	11,038,634	14,470,998	10,890,692	12,133,441
Rifles -- Centerfire -- Bolt Action -- single shot	216,422	85,832	47,609	1,622,439	2,797,770	2,689,783	2,089,637	3,325,200	3,104,754	2,839,864
Rifles -- Centerfire -- Bolt Action -- other	1,782,393	2,612,653	2,153,311	15,740,669	20,762,722	19,729,980	18,137,375	23,401,007	23,252,640	21,597,007
Rifles -- Centerfire -- Other	1,445,131	3,110,073	2,935,688	31,889,282	31,748,886	37,366,122	36,734,405	37,488,963	40,919,741	38,381,036
Rifles -- Rimfire	1,032,976	1,851,740	1,376,093	10,194,530	13,961,492	11,626,671	12,186,144	16,101,697	13,660,302	13,982,714
<b>Sporting Shotguns</b>										
Shotguns -- Pump Action	453,186	138,648	464,634	2,632,142	3,876,569	4,542,387	3,507,919	5,435,190	5,653,129	4,865,413
Shotguns -- Other	648,643	658,705	386,418	8,826,539	8,054,144	8,599,495	12,340,936	8,953,769	9,876,528	10,390,411
Combination Rifle/Shotguns	209,677	304,638	496,815	5,400,956	5,855,122	7,485,905	5,993,944	6,748,050	8,643,066	7,128,353
<b>Military Rifles and Shotguns</b>										
Military Rifles	9,995,691	18,462,204	6,865,443	121,442,380	84,245,492	41,426,727	178,719,058	107,204,954	51,036,050	112,320,021
Military Shotguns	268,875	293,443	714,040	871,009	4,043,172	3,709,255	1,357,498	5,607,567	4,097,177	3,687,414
<b>Muzzle-Loading Firearms</b>										
Muzzle-Loading Firearms	125,538	65,269	77,037	841,120	1,223,266	2,529,980	969,869	1,356,967	2,619,629	1,648,822
<b>Spring, Air and Gas Guns</b>										
Spring, Air and Gas Guns	3,964,066	4,028,124	3,927,549	41,314,710	36,517,245	36,548,371	49,625,878	43,349,571	45,129,065	46,034,838
<b>Optics</b>										
Binoculars	6,753,298	6,574,112	9,513,847	78,758,461	121,375,156	99,978,785	89,122,640	175,651,183	115,966,134	126,913,319
Telescopic Sights for Rifles	7,302,913	5,056,341	5,777,560	68,459,184	74,132,187	74,063,081	79,645,691	86,246,608	91,163,327	85,685,209
<b>Parts</b>										
Parts for Revolvers and Pistols	1,852,139	2,327,908	3,237,289	18,583,670	17,843,444	24,907,566	21,281,873	25,289,086	28,969,606	25,180,188
Parts for Sporting Rifles and Shotguns	6,445,707	6,345,767	6,164,859	58,425,766	68,328,918	67,869,157	68,264,465	81,990,582	78,685,275	76,313,441
Parts for Military Rifles	4,107,708	1,577,890	3,161,967	23,997,142	23,300,107	28,514,923	30,437,713	27,866,797	38,290,579	32,198,363
Parts for Military Shotguns	0	13,695	72,755	17,892	505,025	204,383	30,686	505,025	304,103	279,938
<b>Ammunition</b>										
Ammunition for Shotguns	1,454,572	1,868,359	1,893,521	18,293,673	21,487,476	18,735,942	22,335,132	24,390,558	20,918,701	22,548,130
Ammunition for Rifles or Pistols	13,572,722	14,857,560	17,276,296	147,518,110	138,197,759	193,344,280	194,235,662	169,418,984	220,792,589	194,815,745
<b>Grand Total</b>	<b>81,238,180</b>	<b>84,264,277</b>	<b>78,573,812</b>	<b>836,616,949</b>	<b>775,059,256</b>	<b>828,381,121</b>	<b>1,033,132,278</b>	<b>985,829,855</b>	<b>977,297,093</b>	<b>998,753,075</b>

[Back to Top](#)

WORLDWIDE EXPORTS LAST 36 MONTHS (U.S. DOLLARS)  
OCTOBER 2020

Leading US Exports -- Last 36 Months



[Back to Top](#)

## EasyExport Insights™

PISTOLS (US Dollars)										
OCTOBER 2020										
Top 25 Countries	Trailing 36 Mo Nov 17 - Oct 20	Current Month			Year to Date			Trailing 12 Months		
		2020	2019	2018	2020	2019	2018	2020	2019	2018
Thailand	163,514,402	11,785,811	2,294,940	733,219	84,081,666	9,885,901	58,407,609	86,487,584	10,907,571	66,119,247
Canada	71,386,313	130,724	1,549,410	2,140,507	16,705,494	19,171,187	24,150,636	19,527,638	21,808,675	30,050,000
Philippines	37,820,046	156,661	1,027,126	3,453,685	4,766,665	3,395,327	5,881,830	5,967,283	24,551,238	7,301,525
Mexico	28,942,122	152,607	3,607,180	117,500	19,949,694	4,404,585	377,111	23,569,784	4,975,615	396,723
Brazil	10,470,409	442,122	91,185	125,536	4,249,105	977,002	1,711,359	7,393,542	1,354,061	1,722,806
Afghanistan	10,304,503	1,164,839	18,880	0	3,874,605	4,273,404	1,672,601	4,008,467	4,273,404	2,022,632
Germany	10,160,461	113,026	275,987	732,652	1,871,464	2,482,724	4,011,220	2,102,044	3,699,473	4,358,944
United Arab Emirates	7,535,725	3,681	8,354	99,755	180,533	640,250	6,579,831	222,672	726,597	6,586,456
Guatemala	7,243,660	625,296	267,824	75,210	2,473,862	2,077,588	1,773,691	2,845,559	2,323,882	2,074,219
Belgium	6,164,344	87,736	19,445	136,263	437,792	1,691,893	2,119,271	1,349,070	2,039,293	2,775,981
Indonesia	5,958,513	19,375	301,033	232,886	555,464	1,572,536	956,753	1,310,536	2,189,001	2,458,976
Switzerland	5,762,437	130,609	347,076	99,964	1,467,138	1,666,597	1,587,187	1,776,169	2,067,457	1,918,811
Italy	5,545,038	199,377	37,997	195,338	1,624,711	1,180,250	1,697,963	1,915,524	1,678,426	1,951,088
Tunisia	5,123,824	0	55,760	0	3,340,272	1,682,883	59,489	3,340,272	1,724,063	59,489
Australia	4,937,617	181,415	29,688	127,170	1,323,959	930,809	1,252,497	1,511,952	1,925,965	1,499,700
Israel	4,907,175	25,136	0	102,768	579,557	1,322,829	1,100,304	1,113,777	1,715,743	2,077,655
El Salvador	4,650,438	57,293	92,460	11,800	403,975	883,449	1,230,450	434,426	1,284,790	2,931,222
France	4,620,147	185,864	59,683	107,444	671,324	1,182,584	1,258,527	796,902	1,486,217	2,337,028
Saudi Arabia	3,477,961	0	2,896	0	3,447,686	8,896	13,803	3,447,686	8,896	21,379
Denmark	3,104,917	0	98,574	23,413	66,187	2,744,312	134,671	66,187	2,827,940	210,790
Costa Rica	2,954,894	10,910	120,634	0	626,483	959,330	973,261	710,905	1,108,132	1,135,857
Lebanon	2,917,941	0	0	3,320	14,849	2,796,545	106,547	14,849	2,796,545	106,547
South Africa	2,683,608	95,377	133,380	13,435	482,870	1,022,148	582,338	683,970	1,152,960	846,678
Oman	2,653,795	5,595	0	0	2,653,795	0	0	2,653,795	0	0
Ukraine	2,502,893	277,755	0	27,650	972,673	709,901	580,127	1,112,184	775,171	615,538
<b>Grand Total</b>	<b>415,343,183</b>	<b>15,851,209</b>	<b>10,439,512</b>	<b>8,559,515</b>	<b>156,821,823</b>	<b>67,662,930</b>	<b>118,219,076</b>	<b>174,362,777</b>	<b>99,401,115</b>	<b>141,579,291</b>
<b>Percent of All U.S. Exports</b>	<b>92.73%</b>	<b>90.87%</b>	<b>93.62%</b>	<b>89.26%</b>	<b>95.34%</b>	<b>88.97%</b>	<b>92.63%</b>	<b>94.63%</b>	<b>90.38%</b>	<b>92.13%</b>

[Back to Top](#)

## EasyExport Insights™

REVOLVERS (US Dollars)										
OCTOBER 2020										
Top 25 Countries	Trailing 36 Mo Nov 17 - Oct 20	Current Month			Year to Date			Trailing 12 Months		
		2020	2019	2018	2020	2019	2018	2020	2019	2018
Thailand	8,428,244	154,914	567,528	129,866	2,958,992	2,034,473	1,490,198	4,047,645	2,576,254	1,804,345
Germany	5,421,686	37,699	24,538	266,594	1,098,327	1,946,752	1,055,998	278,673	0	0
France	2,534,939	28,559	20,962	142,717	515,072	847,600	812,404	1,931,965	2,333,778	1,155,943
Italy	2,077,830	186,990	0	290,489	424,669	298,644	604,169	613,987	1,074,298	846,654
Switzerland	1,761,066	114,184	36,636	128,392	454,332	654,292	529,284	738,156	714,425	625,249
Belgium	1,593,734	30,550	2,871	14,832	142,781	282,034	669,372	477,443	731,139	552,484
Australia	1,239,470	52,447	22,886	32,630	326,486	265,675	322,528	155,549	287,388	1,150,797
Austria	920,167	0	0	149,319	33,435	347,830	236,161	463,726	310,944	464,800
Philippines	710,735	10,094	37,191	44,594	408,677	65,475	199,311	148,069	526,552	245,546
Czech Republic	659,792	0	0	264,751	107,765	177,141	352,414	408,677	81,586	220,472
Norway	625,955	0	2,919	33,769	52,897	137,919	295,119	113,494	189,168	357,130
Argentina	442,270	0	5,844	0	15,523	45,650	43,137	153,874	173,598	298,483
Korea, South	383,445	0	0	0	124,540	0	258,905	62,873	316,954	62,443
Sweden	328,046	0	4,230	6,000	63,004	89,870	33,053	124,540	0	258,905
Hong Kong	293,400	0	0	0	20,900	135,000	137,500	90,674	181,611	55,761
Poland	292,056	0	10,189	29,197	96,844	76,402	63,887	132,830	92,217	67,009
Canada	278,673	278,673	0	0	278,673	0	0	20,900	135,000	137,500
Denmark	236,178	0	14,022	0	41,539	53,347	12,958	41,539	109,653	84,986
Slovakia	228,636	33,016	0	5,068	88,987	89,610	45,907	93,119	89,610	45,907
New Zealand	217,678	18,926	34,805	6,441	45,902	108,257	36,429	45,902	135,347	36,429
Guatemala	204,820	9,111	19,917	4,560	26,356	35,884	13,690	117,056	46,945	40,819
Bulgaria	161,623	31,603	0	16,638	39,753	51,117	16,638	0	0	152,767
Paraguay	152,767	0	0	0	0	0	37,808	93,868	51,117	16,638
Lebanon	152,427	0	0	0	0	0	0	0	0	152,427
Mexico	145,560	0	0	0	69,205	0	12,005	69,205	64,350	12,005
<b>Grand Total</b>	<b>29,491,197</b>	<b>986,766</b>	<b>804,538</b>	<b>1,565,857</b>	<b>7,434,659</b>	<b>7,742,972</b>	<b>7,278,875</b>	<b>10,423,764</b>	<b>10,221,934</b>	<b>8,845,499</b>
<b>Percent of All U.S. Exports</b>	<b>93.56%</b>	<b>95.75%</b>	<b>97.58%</b>	<b>98.31%</b>	<b>95.67%</b>	<b>91.23%</b>	<b>91.16%</b>	<b>96.29%</b>	<b>92.57%</b>	<b>91.62%</b>

[Back to Top](#)

## EasyExport Insights™

RIFLES -- CENTERFIRE -- AUTOLOAD (US Dollars)										
OCTOBER 2020										
Top 25 Countries	Trailing 36 Mo Nov 17 - Oct 20	Current Month			Year to Date			Trailing 12 Months		
		2020	2019	2018	2020	2019	2018	2020	2019	2018
Poland	3,147,749	96,594	52,814	149,057	944,874	879,974	947,320	1,057,499	1,032,529	1,057,721
Switzerland	3,125,015	92,780	108,385	27,370	847,936	1,235,894	640,096	1,050,898	1,372,132	701,985
France	2,934,675	11,755	49,062	33,184	1,070,471	734,098	739,078	1,243,318	858,991	832,366
Germany	2,561,730	0	60,352	39,376	541,870	918,292	670,627	712,156	1,027,972	821,602
South Africa	2,335,665	37,112	163,856	0	182,497	970,539	407,578	267,582	1,218,030	850,053
Ukraine	1,845,759	20,906	184,800	0	579,504	600,552	268,571	594,969	860,586	390,204
Italy	1,534,637	138,740	0	145,379	372,861	505,958	342,470	579,650	599,303	355,684
Finland	1,369,432	26,210	0	0	273,270	482,003	437,714	333,768	546,169	489,495
Sweden	1,290,006	11,136	41,942	20,727	458,289	538,308	130,591	506,155	625,487	158,364
Belgium	1,184,155	35,294	19,303	17,954	173,325	486,457	342,257	179,751	515,066	489,338
Czech Republic	1,043,601	45,178	7,940	73,629	275,699	234,394	354,477	306,755	321,815	415,031
Chile	1,005,803	0	0	0	0	1,000,953	0	0	1,000,953	4,850
Brazil	993,843	13,906	0	0	269,166	458,900	192,250	337,593	464,000	192,250
New Zealand	993,126	0	0	126,454	269,800	191,874	422,549	269,800	220,904	502,422
Mexico	946,688	64,812	597,200	0	64,812	597,200	142,841	64,812	597,200	284,676
Afghanistan	839,000	0	0	0	839,000	0	0	839,000	0	0
Philippines	806,947	60,354	39,262	26,054	317,221	214,324	137,206	317,221	352,520	137,206
Thailand	719,309	16,219	26,607	28,481	371,144	168,819	127,797	371,144	196,603	151,562
El Salvador	644,639	0	0	0	4,756	19,046	617,920	7,673	19,046	617,920
Austria	554,170	6,711	0	0	169,309	0	0	171,931	369,980	12,259
Kazakhstan	459,174	0	0	59,780	170,318	10,020	202,330	244,167	10,020	204,987
Paraguay	456,995	0	0	0	0	0	235,675	0	0	456,995
Indonesia	413,248	0	0	0	0	81,520	224,328	0	87,520	325,728
Sri Lanka	400,000	0	400,000	0	0	400,000	0	0	400,000	0
Argentina	365,913	0	0	0	59,088	66,305	150,868	88,415	122,830	154,668
<b>Grand Total</b>	<b>31,971,279</b>	<b>677,707</b>	<b>1,751,523</b>	<b>747,445</b>	<b>8,255,210</b>	<b>10,795,430</b>	<b>7,734,543</b>	<b>9,544,257</b>	<b>12,819,656</b>	<b>9,607,366</b>
<b>Percent of All U.S. Exports</b>	<b>87.83%</b>	<b>59.83%</b>	<b>85.22%</b>	<b>88.06%</b>	<b>86.61%</b>	<b>88.02%</b>	<b>86.95%</b>	<b>86.46%</b>	<b>88.59%</b>	<b>88.22%</b>

[Back to Top](#)

## EasyExport Insights™

### RIFLES -- CENTERFIRE -- BOLT ACTION -- SINGLE SHOT (US Dollars) OCTOBER 2020

Top 25 Countries	Trailing 36 Mo Nov 17 - Oct 20	Current Month			Year to Date			Trailing 12 Months		
		2020	2019	2018	2020	2019	2018	2020	2019	2018
United Arab Emirates	1,654,881	0	0	0	8,356	728,388	918,137	8,356	728,388	918,137
Australia	1,338,022	9,701	8,051	0	150,405	365,453	631,971	222,955	439,931	675,136
Thailand	647,497	0	0	4,215	300,905	148,791	103,286	318,920	225,291	103,286
Switzerland	394,946	14,043	0	3,537	121,422	102,477	81,144	166,391	140,043	88,512
France	371,845	0	0	0	73,471	142,400	46,973	79,110	245,762	46,973
Germany	328,815	0	0	8,053	26,761	79,720	136,705	26,761	129,674	172,380
Sweden	318,386	6,918	0	0	60,698	219,124	38,564	60,698	219,124	38,564
Indonesia	316,084	0	0	0	29,375	15,445	34,390	266,249	15,445	34,390
New Zealand	297,964	4,556	0	3,949	124,175	50,310	33,307	151,254	50,310	96,400
Kazakhstan	283,206	11,000	18,580	0	51,825	93,479	99,740	75,936	93,479	113,791
South Africa	253,552	0	4,025	0	48,345	44,219	126,298	48,345	71,219	133,988
Ukraine	246,014	3,096	0	0	38,934	38,998	42,346	38,934	91,166	115,914
Japan	226,959	19,547	2,642	13,182	83,830	101,883	25,313	83,830	114,273	28,856
United Kingdom	226,065	0	13,703	11,803	7,908	47,972	154,896	7,908	63,261	154,896
Mexico	169,903	0	0	0	57,715	53,176	59,012	57,715	53,176	59,012
Italy	159,336	4,810	0	2,870	47,383	67,851	34,765	47,383	72,713	39,240
Ireland	147,700	0	0	0	0	147,700	0	0	147,700	0
Argentina	141,775	0	0	0	20,367	32,814	6,145	20,367	36,264	85,144
Spain	109,229	29,472	0	0	84,153	19,336	5,740	84,153	19,336	5,740
Austria	102,202	0	0	0	0	73,695	11,181	0	82,365	19,837
Poland	98,873	56,196	0	0	65,532	28,403	0	65,532	28,403	4,938
Namibia	85,848	0	0	0	0	0	0	0	54,406	31,442
Bulgaria	66,313	15,970	33,831	0	32,482	33,831	0	32,482	33,831	0
Norway	65,185	0	0	0	62,445	0	2,740	62,445	0	2,740
Belgium	58,999	0	0	0	6,099	52,900	0	6,099	52,900	0
<b>Grand Total</b>	<b>8,109,599</b>	<b>175,309</b>	<b>80,832</b>	<b>47,609</b>	<b>1,502,586</b>	<b>2,688,365</b>	<b>2,592,653</b>	<b>1,931,823</b>	<b>3,208,460</b>	<b>2,969,316</b>
<b>Percent of All U.S. Exports</b>	<b>95.19%</b>	<b>81.00%</b>	<b>94.17%</b>	<b>100.00%</b>	<b>92.61%</b>	<b>96.09%</b>	<b>96.39%</b>	<b>92.45%</b>	<b>96.49%</b>	<b>95.64%</b>

[Back to Top](#)



## EasyExport Insights™

### RIFLES -- CENTERFIRE -- BOLT ACTION -- OTHER (US Dollars) OCTOBER 2020

Top 25 Countries	Trailing 36 Mo Nov 17 - Oct 20	Current Month			Year to Date			Trailing 12 Months		
		2020	2019	2018	2020	2019	2018	2020	2019	2018
Canada	10,580,948	241,789	255,325	229,505	3,224,498	3,362,239	3,379,792	3,410,813	3,560,176	3,609,959
Germany	8,458,925	174,082	233,261	133,642	2,229,666	3,197,227	2,211,764	2,368,507	3,439,473	2,650,945
Australia	7,848,650	101,299	317,541	405,059	1,830,756	2,329,115	2,432,222	2,083,736	2,850,393	2,914,521
France	4,041,336	299,306	226,404	88,260	685,346	1,238,289	1,702,867	786,102	1,419,223	1,836,011
South Africa	3,470,445	0	0	181,401	343,120	1,212,140	1,532,457	429,126	1,219,055	1,822,264
New Zealand	2,333,864	47,980	273,859	88,632	638,792	810,779	557,041	778,053	903,227	652,584
Thailand	2,117,817	10,416	111,653	14,880	451,149	902,017	253,497	637,889	1,043,590	436,338
Ukraine	1,939,881	60,922	0	150,360	463,167	466,297	787,449	596,341	545,033	798,507
Italy	1,908,601	201,765	19,821	97,500	521,845	613,802	613,883	602,247	684,978	621,376
United Kingdom	1,796,330	65,569	43,711	198,984	243,268	404,154	727,286	464,762	576,474	755,094
Argentina	1,467,994	38,280	103,072	47,084	318,208	260,411	764,891	341,164	260,411	866,419
Poland	1,267,641	0	46,662	105,750	322,687	193,864	557,268	367,599	272,863	627,179
Belgium	1,205,796	2,925	20,026	0	650,207	399,103	81,631	653,407	422,494	129,895
Brazil	1,118,754	155,037	114,083	2,980	658,948	263,260	74,457	750,942	286,780	81,032
Oman	1,064,987	0	0	0	0	0	273,763	0	0	1,064,987
Indonesia	1,047,978	0	313,597	8,385	116,874	620,679	107,360	116,874	747,012	184,092
Spain	1,037,046	0	92,675	19,565	218,575	407,646	161,042	360,092	479,084	197,870
Switzerland	866,582	25,212	24,704	18,685	247,137	312,638	247,155	274,596	339,614	252,372
Hungary	825,955	17,620	0	69,889	173,921	198,043	285,489	173,921	264,883	387,151
Norway	740,003	0	6,389	9,677	210,252	305,722	170,504	230,446	326,524	183,033
United Arab Emirates	723,882	16,428	109,500	3,375	88,844	176,299	406,783	134,044	183,055	406,783
Austria	707,043	0	20,526	12,386	251,939	236,383	118,302	347,958	240,783	118,302
Czech Republic	678,809	51,466	4,035	40,900	253,221	183,792	198,674	284,716	191,938	202,155
Greenland	480,152	0	0	16,270	85,407	220,713	168,908	85,407	220,713	174,032
Guatemala	478,335	44,079	0	0	170,231	170,187	98,829	170,231	209,275	98,829
<b>Grand Total</b>	<b>58,207,754</b>	<b>1,554,175</b>	<b>2,336,844</b>	<b>1,943,169</b>	<b>14,398,058</b>	<b>18,484,799</b>	<b>17,913,314</b>	<b>16,448,973</b>	<b>20,687,051</b>	<b>21,071,730</b>
<b>Percent of All U.S. Exports</b>	<b>89.84%</b>	<b>87.20%</b>	<b>89.44%</b>	<b>90.24%</b>	<b>91.47%</b>	<b>89.03%</b>	<b>90.79%</b>	<b>90.69%</b>	<b>88.40%</b>	<b>90.62%</b>

[Back to Top](#)

## EasyExport Insights™

RIFLES -- CENTERFIRE -- OTHER (US Dollars)										
OCTOBER 2020										
Top 25 Countries	Trailing 36 Mo Nov 17 - Oct 20	Current Month			Year to Date			Trailing 12 Months		
		2020	2019	2018	2020	2019	2018	2020	2019	2018
Canada	97,681,215	1,091,947	2,742,551	2,878,114	27,767,367	27,038,952	31,404,980	31,593,887	31,436,011	34,651,317
Australia	5,502,802	14,711	78,607	0	1,256,991	1,640,479	1,549,522	1,512,298	2,293,330	1,697,174
Oman	2,246,644	0	0	0	0	0	2,246,644	0	0	2,246,644
Germany	1,893,661	0	0	0	516,676	609,342	414,024	651,983	817,200	424,478
France	1,822,940	126,389	118,134	0	806,104	634,227	322,377	841,187	659,376	322,377
United Kingdom	923,368	0	32,929	28,353	159,790	209,978	312,271	241,594	331,323	350,451
New Zealand	899,447	0	103,638	8,400	243,259	301,108	175,145	423,194	301,108	175,145
Italy	686,842	90,015	15,511	0	199,008	191,134	122,519	280,821	283,502	122,519
Denmark	484,696	0	0	0	65,512	168,800	150,223	156,912	177,561	150,223
Switzerland	312,252	0	8,892	10,247	128,493	109,604	43,699	154,526	114,027	43,699
Norway	250,289	15,825	9,811	0	79,293	89,420	53,814	79,293	117,182	53,814
Czech Republic	200,464	0	0	0	42,103	61,647	55,468	80,206	64,790	55,468
South Africa	195,371	0	0	0	62,196	91,346	41,829	62,196	91,346	41,829
Ukraine	179,899	0	0	0	15,007	21,708	3,950	29,329	146,620	3,950
Belgium	176,909	0	0	0	39,838	77,437	36,998	47,063	89,872	39,974
Argentina	168,770	43,099	0	0	110,455	0	58,315	110,455	0	58,315
Spain	168,100	0	0	0	50,456	57,507	38,744	50,456	74,301	43,343
Thailand	157,931	0	0	0	41,249	26,408	26,666	104,857	26,408	26,666
Finland	126,408	0	0	0	32,118	62,861	31,429	32,118	62,861	31,429
Sweden	108,078	0	0	10,574	88,908	0	19,170	88,908	0	19,170
Indonesia	102,959	0	0	0	0	0	102,959	0	0	102,959
Poland	75,081	0	0	0	8,531	63,007	0	8,531	66,550	0
Guatemala	70,701	0	0	0	0	0	12,334	0	8,329	62,372
Chile	62,748	0	0	0	14,855	24,219	8,068	14,855	31,189	16,704
Georgia	58,262	0	0	0	8,542	49,720	0	8,542	49,720	0
<b>Grand Total</b>	<b>114,555,837</b>	<b>1,381,986</b>	<b>3,110,073</b>	<b>2,935,688</b>	<b>31,736,751</b>	<b>31,528,904</b>	<b>37,231,148</b>	<b>36,573,211</b>	<b>37,242,606</b>	<b>40,740,020</b>
<b>Percent of All U.S. Exports</b>	<b>99.49%</b>	<b>95.63%</b>	<b>100.00%</b>	<b>100.00%</b>	<b>99.52%</b>	<b>99.31%</b>	<b>99.64%</b>	<b>99.56%</b>	<b>99.34%</b>	<b>99.56%</b>

[Back to Top](#)

## EasyExport Insights™

### RIFLES -- RIMFIRE (US Dollars) OCTOBER 2020

Top 25 Countries	Trailing 36 Mo Nov 17 - Oct 20	Current Month			Year to Date			Trailing 12 Months		
		2020	2019	2018	2020	2019	2018	2020	2019	2018
Canada	14,060,910	234,917	604,889	563,184	3,679,703	3,702,708	4,564,317	4,393,141	4,051,916	5,615,853
Australia	7,183,540	124,671	37,542	226,002	1,000,771	3,647,816	1,404,984	1,040,618	4,650,381	1,492,541
Germany	2,794,241	17,570	176,088	161,059	629,311	1,168,231	912,253	634,070	1,204,505	955,666
New Zealand	2,355,620	84,824	345,328	7,253	880,704	886,879	444,250	897,414	924,816	533,390
France	1,842,193	21,006	142,590	22,900	278,771	682,180	649,731	323,519	868,943	649,731
Thailand	1,549,293	95,883	70,863	9,044	516,007	543,020	249,535	591,081	657,100	301,112
United Kingdom	1,515,622	47,696	77,318	101,489	285,235	372,249	560,671	466,367	431,234	618,021
Mexico	1,461,805	0	110,713	0	675,916	254,732	194,479	987,294	280,032	194,479
Ukraine	880,106	170,124	0	18,700	490,571	138,659	62,646	617,982	138,659	123,465
Sweden	726,421	4,668	3,422	4,155	95,865	122,209	246,651	313,537	159,798	253,086
Belgium	719,315	3,750	18,182	0	163,510	240,068	71,295	166,187	243,718	309,410
Guatemala	637,289	0	77,500	0	0	290,962	257,512	0	339,264	298,025
Argentina	614,956	0	7,603	2,910	83,765	93,783	222,471	131,527	194,010	289,419
Switzerland	444,164	31,467	23,433	12,481	151,710	167,895	115,228	155,111	173,825	115,228
Austria	422,133	0	63,160	12,999	124,619	158,461	82,447	161,570	165,566	94,997
Philippines	417,314	0	30,067	35,020	115,207	79,076	193,329	115,207	92,890	209,217
South Africa	402,202	7,749	0	9,783	76,698	132,491	132,476	76,698	132,491	193,013
Italy	387,416	63,045	0	0	95,154	170,106	111,656	102,904	172,856	111,656
Spain	370,703	35,250	0	28,896	53,765	162,775	127,706	73,545	165,682	131,476
Greenland	276,307	0	0	0	73,614	140,562	58,770	73,614	140,562	62,131
Norway	246,850	0	5,676	44,806	35,744	65,544	115,168	41,420	90,262	115,168
Poland	230,904	7,048	38,750	14,223	23,126	105,694	43,532	65,214	113,726	51,964
Finland	196,709	0	0	0	94,925	45,710	40,002	94,925	61,782	40,002
Czech Republic	195,362	3,450	0	32,451	42,319	46,722	80,518	48,319	61,616	85,427
Costa Rica	173,305	38,425	0	0	41,453	80,530	16,794	41,453	80,530	51,322
<b>Grand Total</b>	<b>40,104,680</b>	<b>991,543</b>	<b>1,833,124</b>	<b>1,307,355</b>	<b>9,708,463</b>	<b>13,499,062</b>	<b>10,958,421</b>	<b>11,612,717</b>	<b>15,596,164</b>	<b>12,895,799</b>
<b>Percent of All U.S. Exports</b>	<b>95.61%</b>	<b>95.99%</b>	<b>98.99%</b>	<b>95.00%</b>	<b>95.23%</b>	<b>96.69%</b>	<b>94.25%</b>	<b>95.29%</b>	<b>96.86%</b>	<b>94.40%</b>

[Back to Top](#)

## EasyExport Insights™

SHOTGUNS -- PUMP ACTION (US Dollars)										
OCTOBER 2020										
Top 25 Countries	Trailing 36 Mo Nov 17 - Oct 20	Current Month			Year to Date			Trailing 12 Months		
		2020	2019	2018	2020	2019	2018	2020	2019	2018
Ukraine	1,465,709	0	35,442	0	271,833	375,827	470,875	305,116	506,165	654,428
Thailand	1,434,822	0	31,795	22,336	327,073	360,310	482,565	452,866	414,893	567,063
Poland	1,175,608	5,250	0	119,283	89,938	183,130	390,163	138,210	255,841	781,557
Germany	961,148	0	0	0	39,684	672,298	119,562	58,400	748,782	153,966
Oman	944,000	0	0	0	0	0	0	0	944,000	0
Ghana	889,179	0	0	0	359,000	399,933	118,354	359,000	411,825	118,354
Bangladesh	494,077	0	0	0	0	0	423,658	23,612	37,832	432,633
Guatemala	397,623	0	0	0	0	80,923	212,558	104,142	80,923	212,558
Switzerland	392,568	17,356	38,492	0	66,661	147,290	79,705	98,439	193,434	100,695
Canada	380,600	380,600	0	0	380,600	0	0	380,600	0	0
France	343,526	0	0	0	33,985	220,987	88,554	33,985	220,987	88,554
United Kingdom	330,062	0	0	7,757	146,023	75,849	91,839	146,023	92,200	91,839
Argentina	326,437	0	7,594	146,634	18,091	26,782	281,564	18,091	26,782	281,564
Chile	317,098	0	0	34,013	91,590	56,282	124,793	116,095	65,643	135,360
Jordan	302,091	0	0	17,556	0	90,034	144,139	27,104	100,859	174,128
New Zealand	286,278	0	14,865	33,055	42,508	53,675	173,066	52,606	53,675	179,997
Sweden	248,290	4,872	0	0	63,342	76,210	71,959	73,296	93,557	81,437
South Africa	239,893	0	0	36,156	28,530	63,218	126,310	38,670	63,218	138,005
Turkey	210,343	0	0	0	98,031	32,930	45,548	128,966	35,829	45,548
Philippines	200,106	0	0	0	40,765	62,133	77,275	44,315	62,133	93,658
Nicaragua	192,299	0	0	0	0	0	158,760	0	0	192,299
Czech Republic	165,783	15,777	0	0	35,916	33,177	52,143	54,606	46,527	64,650
Japan	157,605	0	0	0	21,358	71,268	61,389	21,358	71,268	64,979
Greece	157,431	0	0	0	5,165	152,266	0	5,165	152,266	0
Dominican Republic	142,244	5,920	0	0	124,764	10,100	0	124,764	10,100	7,380
<b>Grand Total</b>	<b>12,154,820</b>	<b>429,775</b>	<b>128,188</b>	<b>416,790</b>	<b>2,284,857</b>	<b>3,244,622</b>	<b>3,794,779</b>	<b>2,805,429</b>	<b>4,688,739</b>	<b>4,660,652</b>
<b>Percent of All U.S. Exports</b>	<b>83.27%</b>	<b>94.83%</b>	<b>92.46%</b>	<b>89.70%</b>	<b>86.81%</b>	<b>83.70%</b>	<b>83.54%</b>	<b>79.97%</b>	<b>86.27%</b>	<b>82.44%</b>

[Back to Top](#)

## EasyExport Insights™

### SHOTGUNS -- OTHER (US Dollars) OCTOBER 2020

Top 25 Countries	Trailing 36 Mo Nov 17 - Oct 20	Current Month			Year to Date			Trailing 12 Months		
		2020	2019	2018	2020	2019	2018	2020	2019	2018
Canada	13,055,527	10,521	251,211	170,246	4,756,848	3,672,741	3,579,269	5,447,762	3,787,557	3,820,208
Portugal	2,740,677	0	0	0	0	50,670	1,469,754	999,596	50,670	1,690,411
United Kingdom	2,648,210	141,711	228,116	75,298	526,580	697,753	887,510	993,360	737,650	917,200
Mexico	1,710,447	0	0	0	0	988,366	0	702,356	1,008,091	0
Brazil	1,236,181	2,635	3,095	5,500	463,664	166,290	307,484	751,109	174,088	310,984
Japan	1,155,563	48,203	28,416	38,559	337,197	323,835	304,798	411,875	351,538	392,150
Italy	846,210	65,375	0	0	332,579	240,436	204,509	397,265	240,436	208,509
Turkey	765,785	0	0	0	180,362	23,162	40,915	277,566	263,289	224,930
Thailand	743,989	0	14,950	0	100,439	284,287	222,507	124,538	339,719	279,732
Australia	471,406	8,000	3,195	23,002	66,650	80,038	222,941	77,770	143,481	250,155
Trinidad and Tobago	422,492	91,693	28,183	0	284,963	132,602	0	284,963	137,529	0
Egypt	408,900	0	0	0	408,900	0	0	408,900	0	0
Saudi Arabia	364,254	0	0	0	357,189	0	7,065	357,189	0	7,065
Kuwait	315,950	139,861	0	0	178,321	65,167	18,528	209,581	87,841	18,528
Germany	301,374	0	3,520	0	143,405	53,669	69,334	149,833	57,753	93,788
New Zealand	261,855	3,971	6,898	0	98,412	117,721	18,672	103,662	135,347	22,846
Colombia	225,126	0	0	0	0	0	54,384	0	0	225,126
Jamaica	214,620	0	10,657	0	93,388	93,852	21,930	98,838	93,852	21,930
Poland	198,308	33,396	0	0	59,635	48,133	77,548	59,635	48,133	90,540
Bolivia	186,814	13,999	0	0	13,999	106,501	66,314	13,999	106,501	66,314
Ghana	164,380	0	0	0	7,200	142,728	14,452	7,200	142,728	14,452
Philippines	157,491	0	0	0	37,610	0	50,424	37,610	62,205	57,676
Spain	144,045	0	3,000	0	13,225	27,300	80,525	18,270	45,250	80,525
France	137,448	7,612	0	0	7,612	61,768	33,268	7,612	75,368	54,468
Belgium	117,495	0	21,390	0	2,681	21,390	93,424	2,681	21,390	93,424
<b>Grand Total</b>	<b>28,994,547</b>	<b>566,977</b>	<b>602,631</b>	<b>312,605</b>	<b>8,470,859</b>	<b>7,398,409</b>	<b>7,845,555</b>	<b>11,943,170</b>	<b>8,110,416</b>	<b>8,940,961</b>
<b>Percent of All U.S. Exports</b>	<b>93.02%</b>	<b>87.41%</b>	<b>91.49%</b>	<b>80.90%</b>	<b>95.97%</b>	<b>91.86%</b>	<b>91.23%</b>	<b>96.78%</b>	<b>90.58%</b>	<b>90.53%</b>

[Back to Top](#)

## EasyExport Insights™

COMBINATION RIFLE/SHOTGUNS (US Dollars)										
OCTOBER 2020										
Top 25 Countries	Trailing 36 Mo Nov 17 - Oct 20	Current Month			Year to Date			Trailing 12 Months		
		2020	2019	2018	2020	2019	2018	2020	2019	2018
Canada	21,042,493	209,677	294,138	496,815	5,311,077	5,760,892	7,415,928	5,855,583	6,616,952	8,569,958
Australia	70,873	0	10,500	0	32,216	17,871	16,848	36,154	17,871	16,848
Italy	63,824	0	0	0	0	26,956	0	0	63,824	0
Japan	36,864	0	0	0	18,623	9,453	2,933	24,478	9,453	2,933
Portugal	30,315	0	0	0	0	30,315	0	0	30,315	0
Jordan	29,045	0	0	0	0	0	29,045	0	0	29,045
Spain	24,499	0	0	0	0	0	0	24,499	0	0
Bahamas	21,288	0	0	0	21,288	0	0	21,288	0	0
New Zealand	14,631	0	0	0	0	3,222	5,409	6,000	3,222	5,409
France	12,000	0	0	0	0	0	12,000	0	0	12,000
Panama	8,190	0	0	0	0	0	0	8,190	0	0
Turkey	6,413	0	0	0	0	6,413	0	0	6,413	0
Thailand	5,480	0	0	0	5,480	0	0	5,480	0	0
Sweden	5,300	0	0	0	5,300	0	0	5,300	0	0
Macedonia	3,929	0	0	0	3,929	0	0	3,929	0	0
Mexico	3,742	0	0	0	0	0	3,742	0	0	3,742
Ukraine	3,131	0	0	0	0	0	0	0	0	3,131
Germany	3,043	0	0	0	3,043	0	0	3,043	0	0
<b>Grand Total</b>	<b>21,385,060</b>	<b>209,677</b>	<b>304,638</b>	<b>496,815</b>	<b>5,400,956</b>	<b>5,855,122</b>	<b>7,485,905</b>	<b>5,993,944</b>	<b>6,748,050</b>	<b>8,643,066</b>
<b>Percent of All U.S. Exports</b>	<b>100.00%</b>	<b>100.00%</b>	<b>100.00%</b>	<b>100.00%</b>	<b>100.00%</b>	<b>100.00%</b>	<b>100.00%</b>	<b>100.00%</b>	<b>100.00%</b>	<b>100.00%</b>

[Back to Top](#)

## EasyExport Insights™

MILITARY RIFLES (US Dollars)										
OCTOBER 2020										
Top 25 Countries	Trailing 36 Mo Nov 17 - Oct 20	Current Month			Year to Date			Trailing 12 Months		
		2020	2019	2018	2020	2019	2018	2020	2019	2018
India	72,254,990	0	0	0	27,126,000	10,162,182	0	62,092,808	10,162,182	0
Thailand	68,862,037	12,730	13,912,600	651,651	23,352,362	28,668,807	1,808,478	37,668,583	29,384,976	1,808,478
Kuwait	26,689,821	1,103,040	101,246	3,495,528	7,049,790	2,509,370	8,566,729	7,545,177	10,568,715	8,575,929
Lebanon	19,778,584	1,417,405	51,048	0	14,394,074	854,313	626,409	14,394,074	854,313	4,530,197
Jordan	13,521,376	1,282,640	0	0	5,146,046	3,405,996	1,658,867	5,158,046	5,862,063	2,501,267
Malaysia	9,487,237	0	2,485,770	8,020	2,660,081	2,488,618	12,020	2,660,081	6,815,136	12,020
Tunisia	9,267,802	229,700	134,594	0	5,714,247	575,906	2,847,856	5,763,252	656,694	2,847,856
Oman	8,727,986	0	4,501	900,659	7,635,000	4,501	944,485	7,635,000	4,501	1,088,485
Mexico	7,992,984	910,084	0	0	3,442,282	1,729,701	1,907,187	3,980,695	2,003,061	2,009,228
Afghanistan	6,341,893	272,040	0	0	1,726,525	4,136,505	115,890	2,089,498	4,136,505	115,890
Jamaica	6,233,272	2,989,280	0	0	2,989,280	3,243,992	0	2,989,280	3,243,992	0
Egypt	6,020,252	0	1,114,398	0	557,199	3,234,257	0	2,785,995	3,234,257	0
Israel	5,993,050	0	0	0	984,063	4,309,687	675,930	984,063	4,333,057	675,930
Georgia	5,364,444	0	0	0	0	101,085	3,288,756	12,240	101,085	5,251,119
Germany	5,078,452	0	68,357	384,560	1,430,267	403,927	1,598,162	1,543,339	1,772,400	1,762,713
Ukraine	4,898,751	0	0	581,550	2,038,462	325,622	1,619,064	2,091,191	1,159,426	1,648,134
Australia	4,719,703	0	118,107	34,868	1,627,583	1,572,368	841,692	1,959,849	1,855,012	904,842
United Kingdom	4,457,205	111,741	5,000	107,200	814,044	1,956,687	1,381,179	1,032,969	2,023,078	1,401,158
Philippines	3,633,603	35,579	29,535	59,820	196,587	3,216,997	66,295	274,292	3,293,016	66,295
Qatar	3,521,017	0	0	0	1,687,500	1,259,990	527,571	1,733,456	1,259,990	527,571
Brazil	3,231,840	5,610	5,863	9,869	998,868	233,769	1,156,457	1,821,733	245,218	1,164,889
United Arab Emirates	3,177,254	0	0	0	633,922	438,500	930,789	633,922	1,583,300	960,032
Netherlands	2,668,769	0	14,800	0	1,261,092	23,490	723,100	1,287,970	184,549	1,196,250
Senegal	2,466,587	0	58,426	0	0	583,929	1,868,108	14,550	583,929	1,868,108
France	1,993,145	28,484	18,576	0	1,172,152	365,147	195,869	1,255,405	403,772	333,968
<b>Grand Total</b>	<b>306,382,054</b>	<b>8,398,333</b>	<b>18,122,821</b>	<b>6,233,725</b>	<b>114,637,426</b>	<b>75,805,346</b>	<b>33,360,893</b>	<b>169,407,468</b>	<b>95,724,227</b>	<b>41,250,359</b>
<b>Percent of All U.S. Exports</b>	<b>90.93%</b>	<b>84.02%</b>	<b>98.16%</b>	<b>90.80%</b>	<b>94.40%</b>	<b>89.98%</b>	<b>80.53%</b>	<b>94.79%</b>	<b>89.29%</b>	<b>80.83%</b>

[Back to Top](#)

## EasyExport Insights™

MILITARY SHOTGUNS (US Dollars)										
OCTOBER 2020										
Top 25 Countries	Trailing 36 Mo Nov 17 - Oct 20	Current Month			Year to Date			Trailing 12 Months		
		2020	2019	2018	2020	2019	2018	2020	2019	2018
Canada	3,400,009	0	48,486	41,239	385,477	1,081,852	1,199,283	639,060	1,275,208	1,485,741
Kuwait	3,067,623	48,875	0	0	48,875	1,699,360	16,500	48,875	3,002,248	16,500
Afghanistan	1,121,790	0	15,840	0	0	15,840	1,105,950	0	15,840	1,105,950
Lebanon	634,250	0	0	634,250	0	0	634,250	0	0	634,250
Djibouti	448,836	0	0	0	0	258,588	0	190,248	258,588	0
France	421,728	0	77,860	0	52,471	222,887	123,105	52,471	222,887	146,370
Guatemala	277,130	0	0	0	14,980	262,150	0	14,980	262,150	0
Poland	265,586	220,000	0	0	220,000	18,690	0	246,896	18,690	0
New Zealand	208,082	0	0	0	21,038	0	187,044	21,038	0	187,044
Saudi Arabia	143,946	0	0	0	0	0	143,946	0	0	143,946
Egypt	137,774	0	0	0	0	137,774	0	0	137,774	0
Netherlands	120,505	0	115,555	0	0	120,505	0	0	120,505	0
Sweden	110,399	0	0	0	0	0	110,399	0	0	110,399
Italy	86,541	0	0	0	0	0	52,249	0	5,948	80,593
Morocco	73,541	0	0	0	0	73,541	0	0	73,541	0
Germany	63,680	0	0	18,920	0	18,920	25,840	0	18,920	44,760
United Kingdom	61,201	0	0	0	5,904	13,024	42,273	5,904	13,024	42,273
Israel	48,815	0	0	0	0	27,215	0	0	48,815	0
Japan	47,484	0	0	0	28,886	18,598	0	28,886	18,598	0
Thailand	45,981	0	0	19,631	26,350	0	19,631	26,350	0	19,631
Jordan	42,354	0	0	0	6,804	5,678	0	14,876	27,478	0
Australia	36,518	0	0	0	5,368	7,961	7,286	5,368	23,864	7,286
Brazil	32,642	0	0	0	12,848	5,220	3,984	20,538	8,120	3,984
Philippines	26,702	0	13,402	0	0	13,402	0	0	13,402	13,300
Georgia	22,980	0	0	0	0	0	22,980	0	0	22,980
<b>Grand Total</b>	<b>10,946,097</b>	<b>268,875</b>	<b>271,143</b>	<b>714,040</b>	<b>829,001</b>	<b>4,001,205</b>	<b>3,694,720</b>	<b>1,315,490</b>	<b>5,565,600</b>	<b>4,065,007</b>
<b>Percent of All U.S. Exports</b>	<b>98.95%</b>	<b>100.00%</b>	<b>92.40%</b>	<b>100.00%</b>	<b>95.18%</b>	<b>98.96%</b>	<b>99.61%</b>	<b>96.91%</b>	<b>99.25%</b>	<b>99.21%</b>

[Back to Top](#)



## EasyExport Insights™

MUZZLE-LOADING FIREARMS (US Dollars)										
OCTOBER 2020										
Top 25 Countries	Trailing 36 Mo Nov 17 - Oct 20	Current Month			Year to Date			Trailing 12 Months		
		2020	2019	2018	2020	2019	2018	2020	2019	2018
Canada	3,424,877	122,592	65,269	77,037	792,326	1,084,949	1,255,988	902,439	1,201,172	1,321,266
Ukraine	987,100	0	0	0	0	0	987,100	0	0	987,100
Italy	105,987	0	0	0	22,501	83,486	0	22,501	83,486	0
Colombia	78,710	0	0	0	0	0	78,710	0	0	78,710
Korea, South	66,528	0	0	0	0	0	66,528	0	0	66,528
United Kingdom	66,054	0	0	0	9,000	0	43,698	22,356	0	43,698
China	29,992	0	0	0	0	0	29,992	0	0	29,992
Belgium	28,778	0	0	0	0	0	25,798	0	0	28,778
Germany	25,301	0	0	0	4,400	13,612	0	4,400	20,901	0
Czech Republic	24,862	0	0	0	6,162	13,420	0	11,442	13,420	0
Mexico	21,766	0	0	0	0	0	18,794	0	2,972	18,794
South Africa	14,436	0	0	0	0	8,746	0	0	8,746	5,690
Sweden	8,250	0	0	0	0	0	8,250	0	0	8,250
United Arab Emirates	7,995	0	0	0	0	0	0	0	0	7,995
Jamaica	7,706	0	0	0	0	0	0	0	0	7,706
Afghanistan	7,479	2,946	0	0	2,946	0	4,533	2,946	0	4,533
Bahamas	7,268	0	0	0	0	0	7,268	0	0	7,268
Australia	7,064	0	0	0	0	7,064	0	0	7,064	0
France	6,071	0	0	0	0	2,750	3,321	0	2,750	3,321
Argentina	3,785	0	0	0	3,785	0	0	3,785	0	0
Brazil	3,780	0	0	0	0	0	0	0	3,780	0
Jordan	3,551	0	0	0	0	3,551	0	0	3,551	0
Georgia	3,437	0	0	0	0	0	0	0	3,437	0
Israel	3,150	0	0	0	0	3,150	0	0	3,150	0
Netherlands	2,538	0	0	0	0	2,538	0	0	2,538	0
<b>Grand Total</b>	<b>4,946,465</b>	<b>125,538</b>	<b>65,269</b>	<b>77,037</b>	<b>841,120</b>	<b>1,223,266</b>	<b>2,529,980</b>	<b>969,869</b>	<b>1,356,967</b>	<b>2,619,629</b>
<b>Percent of All U.S. Exports</b>	<b>100.00%</b>	<b>100.00%</b>	<b>100.00%</b>	<b>100.00%</b>	<b>100.00%</b>	<b>100.00%</b>	<b>100.00%</b>	<b>100.00%</b>	<b>100.00%</b>	<b>100.00%</b>

[Back to Top](#)

## EasyExport Insights™

### SPRING, AIR AND GAS GUNS (US Dollars) OCTOBER 2020

Top 25 Countries	Trailing 36 Mo Nov 17 - Oct 20	Current Month			Year to Date			Trailing 12 Months		
		2020	2019	2018	2020	2019	2018	2020	2019	2018
Canada	44,203,220	1,974,489	1,032,541	1,190,566	15,487,779	10,817,753	12,172,491	16,928,455	12,424,773	14,849,992
United Kingdom	9,118,827	244,513	276,445	364,646	2,926,676	2,486,375	2,316,556	3,495,741	2,902,967	2,720,119
Germany	7,543,744	174,055	261,316	94,654	1,718,246	2,341,425	2,165,787	2,013,108	2,873,342	2,657,294
Taiwan	6,431,433	286,404	424,488	60,123	2,016,860	2,747,249	497,495	2,868,697	3,014,854	547,882
France	5,091,510	169,140	152,496	59,255	1,574,296	1,497,260	1,202,906	2,085,954	1,759,866	1,245,690
Mexico	4,836,075	107,377	277,905	184,999	1,404,707	1,389,249	953,267	2,012,030	1,576,655	1,247,390
Australia	4,027,498	87,818	86,314	41,659	1,481,015	836,579	1,015,532	1,556,086	937,826	1,533,586
South Africa	3,423,011	87,535	66,785	147,163	730,530	608,583	1,422,711	843,706	890,668	1,688,637
Poland	3,391,452	72,741	129,603	45,578	908,972	1,067,802	453,635	1,071,725	1,280,281	1,039,446
Spain	3,042,783	159,666	28,191	125,528	997,117	892,635	670,627	1,096,838	983,397	962,548
Thailand	2,789,917	0	0	0	2,695,015	7,050	87,852	2,695,015	7,050	87,852
Chile	2,741,675	60,413	124,568	236,876	788,144	856,888	738,731	880,065	1,020,049	841,561
Colombia	2,699,170	2,700	7,400	8,572	370,128	329,467	304,859	1,660,662	615,741	422,767
Belgium	2,573,965	0	90,686	27,454	337,977	646,485	1,509,896	344,653	705,716	1,523,596
Korea, South	2,222,171	12,921	5,300	2,650	93,974	326,731	117,969	632,898	1,035,153	554,120
Netherlands	1,887,752	56,586	13,423	89,146	846,393	333,311	450,385	927,590	406,748	553,414
Brazil	1,843,180	19,358	14,231	347,709	535,032	495,238	647,130	608,070	495,238	739,872
New Zealand	1,507,798	7,794	85,593	18,225	215,278	517,505	580,901	276,999	593,101	637,698
Sweden	1,421,649	19,121	11,792	88,338	372,047	505,627	367,740	394,005	607,352	420,292
Switzerland	1,217,240	0	16,915	118,891	241,189	286,747	496,584	298,594	330,098	588,548
Finland	1,190,716	23,192	5,670	7,884	221,701	376,557	467,713	287,071	383,897	519,748
Panama	1,168,899	2,685	35,408	48,786	346,035	365,697	283,753	346,035	428,916	393,948
Israel	1,145,623	53,416	17,021	41,626	262,758	256,285	351,664	313,756	289,857	542,010
China	1,117,598	7,474	70,792	47,897	16,066	642,211	352,807	57,714	693,190	366,694
Argentina	1,040,270	0	0	27,807	161,968	108,702	619,968	181,008	113,092	746,170
<b>Grand Total</b>	<b>117,677,176</b>	<b>3,629,398</b>	<b>3,234,883</b>	<b>3,426,032</b>	<b>36,749,903</b>	<b>30,739,411</b>	<b>30,248,959</b>	<b>43,876,475</b>	<b>36,369,827</b>	<b>37,430,874</b>
<b>Percent of All U.S. Exports</b>	<b>85.21%</b>	<b>91.56%</b>	<b>80.31%</b>	<b>87.23%</b>	<b>88.95%</b>	<b>84.18%</b>	<b>82.76%</b>	<b>88.41%</b>	<b>83.90%</b>	<b>82.94%</b>

[Back to Top](#)

## EasyExport Insights™

### TELESCOPIC SIGHTS FOR RIFLES (US Dollars) OCTOBER 2020

Top 25 Countries	Trailing 36 Mo Nov 17 - Oct 20	Current Month			Year to Date			Trailing 12 Months		
		2020	2019	2018	2020	2019	2018	2020	2019	2018
Canada	62,634,835	1,458,559	1,401,240	1,810,386	17,828,046	17,984,766	19,054,024	20,285,665	20,816,521	21,532,649
Australia	23,985,580	472,522	342,429	653,428	5,777,741	6,741,186	8,003,438	6,443,485	7,971,899	9,570,196
Germany	17,654,853	404,294	349,256	349,212	3,879,609	5,870,023	4,423,369	4,733,113	7,460,881	5,460,859
Netherlands	16,813,144	424,345	521,153	412,093	4,039,553	5,057,698	4,412,961	5,277,059	6,011,509	5,524,576
New Zealand	14,556,379	466,228	265,825	234,375	2,325,397	2,462,523	2,816,822	2,607,361	2,905,269	9,043,749
South Africa	11,846,957	536,458	148,037	666,475	2,511,029	3,610,105	4,597,743	3,087,641	3,868,237	4,891,079
United Kingdom	9,095,468	179,245	120,726	148,449	1,958,281	2,251,172	3,178,789	2,265,936	2,746,835	4,082,697
Philippines	8,515,579	0	97,039	16,971	1,128,568	4,642,032	1,156,088	2,470,410	4,752,938	1,292,231
Japan	7,061,579	251,480	18,311	148,800	2,138,645	2,131,159	1,162,817	2,624,802	3,125,982	1,310,795
United Arab Emirates	6,688,672	45,192	62,393	19,580	2,374,237	1,126,776	3,081,916	2,425,011	1,173,345	3,090,316
France	6,155,758	171,677	216,604	2,522	1,752,199	2,179,252	1,726,411	1,899,399	2,311,096	1,945,263
Italy	5,418,524	181,582	85,008	204,001	1,425,923	1,704,066	1,374,972	1,537,268	2,314,563	1,566,693
Sweden	4,764,569	96,927	62,791	49,467	1,362,267	1,342,509	1,215,698	1,648,785	1,612,074	1,503,710
Saudi Arabia	4,640,396	21,760	0	0	167,384	753,026	3,683,491	175,784	781,121	3,683,491
Israel	3,909,158	11,305	7,721	23,670	2,358,786	154,164	406,211	3,207,579	154,164	547,415
Poland	3,480,037	107,907	142,479	47,551	814,654	1,075,421	844,864	1,006,251	1,330,616	1,143,170
Austria	3,116,072	97,147	41,628	199,957	523,916	1,150,341	1,132,513	553,934	1,264,534	1,297,604
Ukraine	2,544,896	25,283	118,198	0	624,792	1,470,983	252,840	691,633	1,550,660	302,603
China	2,446,316	241,274	3,327	14,159	1,620,117	259,567	489,336	1,646,808	281,970	517,538
Norway	2,396,230	37,023	25,284	5,960	590,088	708,145	750,278	622,184	790,178	983,868
Spain	2,284,495	72,726	39,654	41,116	567,101	959,483	494,948	653,470	1,040,810	590,215
Indonesia	2,271,308	876,492	0	39,556	1,476,870	368,396	340,298	1,532,734	398,276	340,298
Belgium	2,114,336	0	3,279	0	1,187,809	42,551	813,003	1,191,553	72,826	849,957
Bahrain	2,044,321	0	19,357	0	1,433,550	43,511	567,260	1,433,550	43,511	567,260
Finland	2,022,781	37,639	62,897	18,575	557,279	729,278	496,407	560,995	796,462	665,324
<b>Grand Total</b>	<b>228,462,243</b>	<b>6,217,065</b>	<b>4,154,636</b>	<b>5,106,303</b>	<b>60,423,841</b>	<b>64,818,133</b>	<b>66,476,497</b>	<b>70,582,410</b>	<b>75,576,277</b>	<b>82,303,556</b>
<b>Percent of All U.S. Exports</b>	<b>88.88%</b>	<b>85.13%</b>	<b>82.17%</b>	<b>88.38%</b>	<b>88.26%</b>	<b>87.44%</b>	<b>89.76%</b>	<b>88.62%</b>	<b>87.63%</b>	<b>90.28%</b>

[Back to Top](#)

## EasyExport Insights™

BINOCULARS (US Dollars)										
OCTOBER 2020										
Top 25 Countries	Trailing 36 Mo Nov 17 - Oct 20	Current Month			Year to Date			Trailing 12 Months		
		2020	2019	2018	2020	2019	2018	2020	2019	2018
Australia	131,740,268	211,018	103,728	4,218,991	37,510,802	32,573,078	42,611,338	37,766,732	42,967,163	51,006,373
Saudi Arabia	86,443,224	16,488	53,358	1,667,500	476,453	40,240,984	13,583,046	561,120	72,293,955	13,588,149
Canada	30,992,280	967,175	766,384	917,169	8,392,820	7,742,787	8,496,059	11,425,386	9,848,362	9,718,532
Germany	16,503,653	3,100,022	1,489,531	149,761	6,418,696	6,151,725	1,439,425	7,833,886	6,623,604	2,046,163
Netherlands	10,884,564	120,914	58,273	488,892	2,631,761	3,791,706	2,310,687	928,912	2,700,489	5,179,439
United Arab Emirates	8,808,840	7,143	119,755	25,201	72,737	2,693,491	5,179,439	3,047,429	5,107,741	2,729,394
Ukraine	8,674,694	12,811	0	0	71,004	2,159,703	2,994,763	71,004	5,608,927	2,994,763
Turkey	8,070,725	0	924,351	6,084	39,734	1,286,643	4,107,598	71,726	1,328,855	6,670,144
Italy	6,943,344	79,586	348,984	50,796	2,312,568	3,030,159	1,298,159	2,429,916	3,198,735	1,314,693
Korea, South	4,911,454	204,032	2,573	30,241	2,376,290	863,855	1,304,098	2,538,610	930,322	1,442,522
France	4,670,573	12,825	130,278	2,539	1,363,941	1,563,151	1,396,325	1,485,770	1,605,641	1,579,162
Lithuania	4,374,193	86,722	7,855	8,505	1,291,822	428,616	1,387,441	2,183,428	803,324	1,387,441
United Kingdom	4,278,281	61,134	110,494	115,450	1,173,497	1,076,557	1,463,004	1,291,745	1,273,480	1,713,056
Switzerland	3,506,770	10,596	19,243	0	812,006	384,730	543,012	852,724	2,064,134	589,912
Poland	3,054,653	18,638	1,469,242	20,419	790,915	1,777,934	130,693	949,437	1,961,176	144,040
Vietnam	2,752,171	0	0	3,851	26,696	2,489,717	194,870	31,154	2,522,439	198,578
Norway	2,747,869	120,004	43,454	22,822	526,274	1,101,505	981,482	566,877	1,147,155	1,033,837
Sweden	2,443,919	167,965	33,737	75,260	634,563	989,042	597,706	679,440	1,075,052	689,427
New Zealand	2,377,532	163,636	64,643	464,275	642,371	694,185	778,723	748,209	827,710	801,613
South Africa	2,371,678	119,399	155,821	50,217	436,320	943,227	696,115	605,327	1,005,449	760,902
Bahrain	2,160,065	0	0	0	11,648	2,148,417	0	11,648	2,148,417	0
Denmark	1,999,776	57,404	6,659	0	1,480,753	265,741	167,699	1,531,642	280,078	188,056
Latvia	1,871,181	0	0	0	1,292,970	51,941	234,128	1,292,970	51,941	526,270
Israel	1,688,103	62,395	242,750	356,521	215,661	595,085	791,403	262,974	622,145	802,984
Belgium	1,639,004	3,283	9,508	333,125	3,283	41,868	1,160,939	15,139	455,313	1,168,552
<b>Grand Total</b>	<b>355,908,814</b>	<b>5,603,190</b>	<b>6,160,621</b>	<b>9,007,619</b>	<b>71,005,585</b>	<b>115,085,847</b>	<b>93,848,152</b>	<b>79,183,205</b>	<b>168,451,607</b>	<b>108,274,002</b>
<b>Percent of All U.S. Exports</b>	<b>93.48%</b>	<b>82.97%</b>	<b>93.71%</b>	<b>94.68%</b>	<b>90.16%</b>	<b>94.82%</b>	<b>93.87%</b>	<b>88.85%</b>	<b>95.90%</b>	<b>93.37%</b>

[Back to Top](#)

## EasyExport Insights™

### PARTS FOR REVOLVERS AND PISTOLS (US Dollars) OCTOBER 2020

Top 25 Countries	Trailing 36 Mo Nov 17 - Oct 20	Current Month			Year to Date			Trailing 12 Months		
		2020	2019	2018	2020	2019	2018	2020	2019	2018
Canada	21,615,700	198,604	321,622	439,840	6,208,520	4,992,080	7,959,182	6,667,085	5,526,195	9,422,420
Israel	5,490,296	155,305	57,386	332,335	1,331,861	809,378	2,659,193	1,535,147	1,061,057	2,894,092
Thailand	4,604,557	187,697	47,444	319,715	1,045,028	712,645	1,782,165	1,143,648	1,643,163	1,817,746
Germany	4,321,714	74,170	70,570	115,880	1,252,684	1,039,409	1,175,681	1,407,165	1,366,692	1,547,857
Philippines	3,904,530	102,147	122,622	190,180	836,378	934,352	845,578	941,263	1,930,773	1,032,494
Japan	3,625,563	355,000	798,285	570,000	1,083,420	1,047,323	979,468	1,094,770	1,527,153	1,003,640
Turkey	2,691,706	15,180	0	692,728	59,247	1,896,143	736,316	59,247	1,896,143	736,316
Austria	2,473,318	113,975	191,414	45,317	713,736	973,240	634,390	765,535	1,033,234	674,549
Singapore	2,416,012	0	0	0	2,776	92,528	214,979	2,776	2,191,035	222,201
Australia	2,341,863	109,649	38,139	26,757	679,835	397,948	843,526	900,643	529,958	911,262
Croatia	2,265,530	0	67,252	55,273	1,296,784	389,265	350,720	1,510,345	404,465	350,720
Colombia	2,207,905	0	0	0	3,382	297,513	1,546,955	3,382	306,800	1,897,723
Italy	1,161,642	2,892	83,692	13,682	175,165	321,822	407,609	197,592	472,956	491,094
France	1,128,886	43,421	29,252	8,473	197,999	237,549	483,798	227,890	307,720	593,276
Mexico	1,000,351	17,923	88,546	0	196,209	298,468	453,859	225,820	320,672	453,859
United Arab Emirates	933,065	0	4,255	0	128,659	77,381	377,786	166,662	324,325	442,078
Qatar	904,957	0	184,000	0	509,490	251,094	16,233	637,630	251,094	16,233
South Africa	851,069	86,717	40,738	72,874	226,824	179,333	233,213	261,591	265,363	324,115
Switzerland	801,638	23,114	12,153	16,230	175,679	205,414	290,095	207,473	267,233	326,932
Sweden	736,985	72,652	9,192	20,729	334,383	105,738	216,487	371,367	140,043	225,575
Hong Kong	649,472	0	0	33,600	21,216	249,399	66,554	21,216	536,730	91,526
Brazil	644,157	29,928	0	0	95,775	135,756	286,593	159,568	197,996	286,593
Indonesia	639,912	0	8,283	2,831	123,660	73,754	79,621	148,862	81,277	409,773
Czech Republic	568,622	15,399	2,820	3,900	106,688	212,595	137,985	146,991	262,374	159,257
Denmark	524,851	5,184	16,310	13,636	131,098	58,265	82,401	331,667	91,100	102,084
<b>Grand Total</b>	<b>68,504,301</b>	<b>1,608,957</b>	<b>2,193,975</b>	<b>2,973,980</b>	<b>16,936,496</b>	<b>15,988,392</b>	<b>22,860,387</b>	<b>19,135,335</b>	<b>22,935,551</b>	<b>26,433,415</b>
<b>Percent of All U.S. Exports</b>	<b>90.69%</b>	<b>86.87%</b>	<b>94.25%</b>	<b>91.87%</b>	<b>91.14%</b>	<b>89.60%</b>	<b>91.78%</b>	<b>89.91%</b>	<b>90.69%</b>	<b>91.25%</b>

[Back to Top](#)

## EasyExport Insights™

### PARTS FOR SPORTING RIFLES AND SHOTGUNS (US Dollars) OCTOBER 2020

Top 25 Countries	Trailing 36 Mo Nov 17 - Oct 20	Current Month			Year to Date			Trailing 12 Months		
		2020	2019	2018	2020	2019	2018	2020	2019	2018
Canada	61,021,063	1,742,342	1,578,069	1,932,457	17,826,043	16,775,317	18,583,009	20,613,210	19,200,640	21,207,213
Australia	23,014,922	633,392	992,564	788,976	5,138,979	6,501,829	7,512,197	6,295,600	7,881,908	8,837,414
Saudi Arabia	20,276,942	4,208	0	27,294	141,770	11,212,661	6,060,234	146,007	14,032,374	6,098,561
Mexico	15,067,284	787,503	231,588	456,076	4,445,753	2,918,987	5,515,143	4,768,621	3,515,943	6,782,720
Germany	11,566,469	308,359	217,813	397,871	3,021,917	3,302,702	2,823,796	3,776,485	4,228,035	3,561,949
United Kingdom	7,370,767	519,898	87,254	127,377	2,208,658	1,949,964	1,950,518	2,566,089	2,416,687	2,387,991
Japan	7,074,798	65,244	270,557	186,660	1,834,783	2,350,679	2,007,870	2,097,323	2,687,597	2,289,878
Portugal	6,560,488	409,755	52,682	172,954	1,617,029	1,185,807	3,010,310	1,764,772	1,466,364	3,329,352
France	6,237,215	151,727	172,174	215,259	1,419,205	2,332,269	1,673,640	1,704,566	2,593,024	1,939,625
Switzerland	4,919,220	74,955	94,702	135,490	1,226,393	1,743,953	1,012,674	1,668,915	2,074,988	1,175,317
Italy	4,615,225	91,603	155,391	126,331	1,109,817	1,426,637	884,316	1,281,929	1,894,768	1,438,528
South Africa	4,406,924	151,257	46,583	539,792	893,492	1,076,354	1,780,879	999,869	1,459,123	1,947,932
Thailand	4,020,234	28,733	0	26,648	2,985,177	727,559	216,243	2,996,840	788,290	235,104
Sweden	3,967,550	144,473	39,485	53,010	1,169,628	1,149,162	956,429	1,410,071	1,333,609	1,223,870
Ukraine	3,948,991	55,264	114,024	182,570	1,294,439	930,129	1,288,394	1,471,745	1,125,992	1,351,254
New Zealand	3,582,278	83,065	432,605	112,400	814,636	887,787	1,281,643	1,000,255	1,079,552	1,502,471
United Arab Emirates	3,201,140	0	289,968	0	77,211	1,098,541	1,801,422	88,371	1,098,541	2,014,228
Norway	2,647,026	24,527	48,177	104,429	794,214	747,589	697,536	900,450	879,830	866,746
Austria	2,579,134	118,730	94,731	38,972	580,966	719,480	678,893	871,291	872,690	835,153
Netherlands	2,574,037	22,106	82,701	15,098	322,110	435,145	887,849	566,567	1,097,557	909,913
Spain	2,426,379	37,350	30,693	28,852	585,060	377,147	1,090,424	783,276	462,523	1,180,580
Finland	2,408,303	75,654	31,274	69,921	638,669	694,884	716,085	769,424	818,745	820,134
Israel	2,026,375	43,227	0	0	471,639	1,341,927	84,176	484,814	1,341,927	199,634
Czech Republic	2,009,310	89,412	66,655	78,139	486,734	481,082	619,964	632,725	683,869	692,716
Poland	1,813,298	48,596	30,601	18,570	441,422	289,297	595,042	640,487	497,569	675,242
<b>Grand Total</b>	<b>209,335,372</b>	<b>5,711,380</b>	<b>5,160,291</b>	<b>5,835,146</b>	<b>51,545,744</b>	<b>62,656,888</b>	<b>63,728,686</b>	<b>60,299,702</b>	<b>75,532,145</b>	<b>73,503,525</b>
<b>Percent of All U.S. Exports</b>	<b>91.44%</b>	<b>88.61%</b>	<b>81.32%</b>	<b>94.65%</b>	<b>88.22%</b>	<b>91.70%</b>	<b>93.90%</b>	<b>88.33%</b>	<b>92.12%</b>	<b>93.41%</b>

[Back to Top](#)

## EasyExport Insights™

### PARTS FOR MILITARY RIFLES (US Dollars) OCTOBER 2020

Top 25 Countries	Trailing 36 Mo Nov 17 - Oct 20	Current Month			Year to Date			Trailing 12 Months		
		2020	2019	2018	2020	2019	2018	2020	2019	2018
Australia	11,978,830	552,049	162,161	648,595	2,420,365	5,475,118	2,763,099	2,970,959	5,657,362	3,350,509
Israel	11,218,021	15,449	33,285	309,747	725,235	2,620,432	6,098,903	1,023,005	2,952,384	7,242,632
Netherlands	8,039,049	0	66,319	31,295	2,548,042	2,666,454	1,744,807	3,190,508	3,023,730	1,824,811
Mexico	7,276,256	41,305	24,317	34,689	344,606	158,223	3,236,614	1,075,105	158,223	6,042,928
Germany	6,615,861	255,257	193,911	441,702	3,098,243	686,528	2,168,851	3,476,667	897,454	2,241,740
Thailand	4,111,670	50,200	228,579	42,856	1,215,717	918,538	187,688	2,812,270	966,608	332,792
United Arab Emirates	3,994,943	8,034	0	15,525	90,410	986,723	593,341	98,510	1,053,516	2,842,917
Estonia	2,601,629	157,853	0	0	1,851,905	14,032	10,677	2,527,516	42,342	31,771
Sweden	2,534,796	42,108	110,497	64,883	291,247	1,290,390	531,537	640,600	1,333,729	560,467
United Kingdom	2,467,156	48,813	129,313	119,504	687,608	772,402	529,778	724,146	944,844	798,166
France	2,443,630	106,022	63,392	67,096	1,280,876	602,496	342,013	1,325,818	708,466	409,346
Ukraine	2,420,076	55,240	0	0	593,112	388,269	207,499	593,112	578,465	1,248,499
Korea, South	2,122,964	12,084	34,571	249,007	677,536	637,167	596,564	834,395	674,462	614,107
Denmark	2,000,984	77,470	201,512	61,718	690,245	457,187	523,686	913,482	552,698	534,804
New Zealand	1,909,773	0	5,494	0	108,443	658,923	1,114,394	125,906	666,666	1,117,201
Austria	1,744,239	10,790	0	4,082	33,688	81,533	1,065,130	33,688	642,753	1,067,798
Belgium	1,719,357	127,300	8,963	60,320	734,136	630,898	226,951	822,443	662,713	234,201
Bahrain	1,443,585	0	0	3,353	86,322	3,321	1,237,774	86,322	16,242	1,341,021
Indonesia	1,407,308	803,338	75,251	0	922,520	130,666	63,769	949,051	206,495	251,762
Finland	1,332,774	3,768	0	0	58,913	329,555	582,102	61,607	689,065	582,102
Poland	1,305,802	28,164	7,168	18,105	302,640	263,040	306,561	342,189	344,334	619,279
Jordan	1,253,149	32,112	0	0	96,652	8,259	868,041	114,290	182,673	956,186
Turkey	1,252,693	0	0	146,193	262,500	77,613	319,690	265,800	605,964	380,929
Italy	1,041,879	12,480	0	334,863	158,442	225,767	482,011	222,420	304,741	514,718
Hong Kong	896,647	26,677	42,947	34,867	227,335	242,991	282,408	234,492	360,657	301,498
<b>Grand Total</b>	<b>85,133,071</b>	<b>2,466,513</b>	<b>1,387,680</b>	<b>2,688,400</b>	<b>19,506,738</b>	<b>20,326,525</b>	<b>26,083,888</b>	<b>25,464,301</b>	<b>24,226,586</b>	<b>35,442,184</b>
<b>Percent of All U.S. Exports</b>	<b>88.13%</b>	<b>60.05%</b>	<b>87.95%</b>	<b>85.02%</b>	<b>81.29%</b>	<b>87.24%</b>	<b>91.47%</b>	<b>83.66%</b>	<b>86.94%</b>	<b>92.56%</b>

[Back to Top](#)

## EasyExport Insights™

PARTS FOR MILITARY SHOTGUNS (US Dollars)										
OCTOBER 2020										
Top 25 Countries	Trailing 36 Mo Nov 17 - Oct 20	Current Month			Year to Date			Trailing 12 Months		
		2020	2019	2018	2020	2019	2018	2020	2019	2018
Turkey	450,119	0	0	63,410	0	373,915	63,410	12,794	373,915	63,410
Japan	102,452	0	0	41,360	0	36,090	66,362	0	36,090	66,362
Hong Kong	79,608	0	0	0	0	0	0	0	0	79,608
Oman	32,846	0	32,846	0	0	32,846	0	0	32,846	0
Belgium	31,152	0	0	0	0	31,152	0	0	31,152	0
Singapore	29,822	0	0	0	0	0	14,797	0	0	29,822
Norway	18,782	0	13,695	0	0	13,695	0	0	13,695	5,087
Korea, South	17,892	0	0	0	17,892	0	0	17,892	0	0
United Kingdom	17,709	0	0	0	0	0	17,709	0	0	17,709
Sweden	17,646	0	0	0	0	0	17,646	0	0	17,646
Jordan	17,327	0	0	0	0	17,327	0	0	17,327	0
Australia	11,970	0	0	0	0	0	11,970	0	0	11,970
Germany	9,345	0	0	9,345	0	0	9,345	0	0	9,345
Ukraine	3,144	0	0	0	0	0	3,144	0	0	3,144
<b>Grand Total</b>	<b>839,814</b>	<b>0</b>	<b>46,541</b>	<b>114,115</b>	<b>17,892</b>	<b>505,025</b>	<b>204,383</b>	<b>30,686</b>	<b>505,025</b>	<b>304,103</b>
<b>Percent of All U.S. Exports</b>	<b>100.00%</b>	<b>No Exports</b>	<b>100.00%</b>	<b>100.00%</b>	<b>100.00%</b>	<b>100.00%</b>	<b>100.00%</b>	<b>100.00%</b>	<b>100.00%</b>	<b>100.00%</b>

[Back to Top](#)



## EasyExport Insights™

### AMMUNITION FOR RIFLES AND PISTOLS (US Dollars) OCTOBER 2020

Top 25 Countries	Trailing 36 Mo Oct 17 - Sep 20	Current Month			Year to Date			Trailing 12 Months		
		2020	2019	2018	2020	2019	2018	2020	2019	2018
Canada	108,196,165	2,979,940	2,167,391	1,281,456	31,478,328	29,361,951	33,505,778	37,289,502	32,389,919	38,516,744
Afghanistan	68,933,298	0	562,974	6,121,939	6,231,556	10,124,911	48,271,407	6,794,656	13,573,579	48,565,063
Australia	50,211,343	602,649	1,910,972	423,633	14,793,361	16,237,704	14,146,702	16,299,252	17,519,869	16,392,222
India	37,325,400	0	2,840,957	12,270	15,322,859	6,338,183	31,870	30,955,347	6,338,183	31,870
Germany	32,513,292	445,250	339,178	347,789	8,649,034	11,451,236	9,645,171	9,249,321	12,379,669	10,884,302
Israel	31,524,239	313,200	352,924	512,290	9,858,664	7,917,772	5,864,992	16,816,000	8,346,221	6,362,018
Saudi Arabia	18,747,267	0	7,798	0	3,332	2,246,660	5,568,886	3,332	8,331,489	10,412,446
United Kingdom	18,217,503	945,785	190,373	561,605	3,978,519	4,876,409	6,007,681	5,240,256	5,174,204	7,803,043
Belgium	15,924,251	389,289	704,868	726,263	2,861,898	5,105,352	4,247,179	3,041,190	4,887,324	7,702,583
France	15,631,097	109,686	133,148	122,528	2,864,291	4,461,198	7,218,546	4,168,169	6,247,519	5,508,563
Mexico	12,838,687	2,718	0	1,358,496	1,355,001	3,415,399	4,923,567	1,373,061	5,292,077	6,173,549
United Arab Emirates	11,943,201	5,328,454	10,139	24,210	10,490,228	395,569	720,526	10,675,168	515,633	752,400
Philippines	11,817,671	0	167,620	308,594	44,841	235,693	4,126,089	181,084	5,888,253	5,748,334
Thailand	9,032,991	165,794	327,198	182,955	6,701,878	1,153,951	815,390	6,805,920	1,298,431	928,640
Norway	9,011,851	0	27,667	241,734	1,519,841	1,920,185	5,283,083	1,624,396	2,078,938	5,308,517
New Zealand	8,663,950	219,222	387,701	754,820	1,855,238	2,223,576	3,605,945	2,402,245	2,360,165	3,901,540
South Africa	7,098,904	226,112	452,579	133,487	1,539,644	2,884,307	1,804,795	1,864,274	3,075,934	2,158,696
Denmark	6,765,235	13,146	0	9,407	927,588	1,400,401	3,819,946	1,243,202	1,530,989	3,991,044
Sweden	6,668,857	10,300	0	313,880	1,040,195	1,058,630	2,016,024	1,569,145	1,792,749	3,306,963
Hong Kong	5,356,279	0	0	152,501	47,309	1,379,142	2,300,131	797,299	2,122,439	2,436,541
Netherlands	5,303,642	143,434	221,055	560,195	1,888,462	498,768	2,592,190	2,212,684	498,768	2,592,190
Spain	5,207,120	0	731,100	395,483	814,062	2,042,240	2,138,693	957,234	2,111,193	2,138,693
Japan	5,168,045	153,650	123,710	114,094	1,132,951	923,648	1,317,462	2,430,437	1,229,493	1,508,115
Poland	5,027,440	130,843	82,175	0	912,125	1,235,966	993,727	1,609,596	1,968,930	1,448,914
Turkey	5,010,654	22,500	0	5,629	2,142,514	491,891	1,332,247	3,164,819	513,588	1,332,247
<b>Grand Total</b>	<b>512,138,382</b>	<b>12,201,972</b>	<b>11,741,527</b>	<b>14,665,258</b>	<b>128,453,719</b>	<b>119,380,742</b>	<b>172,298,027</b>	<b>168,767,589</b>	<b>147,465,556</b>	<b>195,905,237</b>
<b>Percent of All U.S. Exports</b>	<b>87.63%</b>	<b>89.90%</b>	<b>79.03%</b>	<b>84.89%</b>	<b>87.08%</b>	<b>86.38%</b>	<b>89.11%</b>	<b>86.89%</b>	<b>87.04%</b>	<b>88.73%</b>

[Back to Top](#)

## EasyExport Insights™

### AMMUNITION FOR SHOTGUNS (US Dollars) OCTOBER 2020

Top 25 Countries	Trailing 36 Mo Nov 17 - Oct 20	Current Month			Year to Date			Trailing 12 Months		
		2020	2019	2018	2020	2019	2018	2020	2019	2018
Canada	34,934,290	878,705	896,285	808,069	9,643,580	11,118,848	10,531,523	11,152,034	12,347,259	11,434,997
Australia	9,964,668	303,992	287,555	254,455	3,877,630	3,125,458	2,150,768	4,348,991	3,282,097	2,333,580
Korea, South	2,371,446	0	0	0	482,526	386,054	370,624	1,469,839	386,054	515,553
Japan	2,267,895	33,579	142,249	0	494,521	797,087	856,196	501,717	816,141	950,037
Israel	1,529,794	0	0	0	221,332	789,526	33,487	237,832	1,158,989	132,973
Jordan	1,486,612	0	7,062	0	0	1,042,912	443,700	0	1,042,912	443,700
Belgium	1,274,467	57,491	114,808	0	326,860	354,909	295,985	357,897	544,652	371,918
Greece	1,085,873	0	0	0	374,188	379,253	314,843	374,188	379,253	332,432
Italy	790,783	23,122	0	13,680	256,496	176,720	342,853	266,951	176,720	347,112
Mexico	714,317	0	2,660	0	163,472	271,305	279,540	163,472	271,305	279,540
Chile	685,584	0	0	164,973	104,784	219,824	273,743	104,784	307,057	273,743
Germany	607,811	3,322	8,182	179,793	66,073	124,559	346,298	70,244	124,559	413,008
Spain	583,372	30,279	49,897	0	183,612	210,685	184,165	188,522	210,685	184,165
United Arab Emirates	528,092	0	0	118,765	218,402	23,728	161,995	342,369	23,728	161,995
Jamaica	498,061	0	19,152	30,900	158,306	150,473	183,882	163,706	150,473	183,882
France	496,463	15,980	7,322	3,434	63,675	275,317	138,789	63,675	286,484	146,304
Portugal	482,289	0	0	0	38,001	201,539	0	69,142	413,147	0
Sweden	472,535	31,000	0	116,150	47,875	56,120	122,900	162,875	186,760	122,900
Thailand	430,972	0	0	0	0	222,268	0	208,704	222,268	0
Trinidad and Tobago	404,473	5,740	3,343	0	44,422	55,694	29,319	179,958	55,694	168,821
Panama	374,649	0	0	0	110,492	0	67,767	219,384	30,737	124,528
Honduras	322,800	0	0	0	0	0	161,400	0	161,400	161,400
Hong Kong	322,207	0	0	103,979	0	0	303,547	8,280	10,380	303,547
New Zealand	315,998	2,697	0	0	132,464	37,036	99,468	140,789	37,036	138,173
Indonesia	312,135	0	0	0	73,800	2,536	0	73,800	2,536	235,799
<b>Grand Total</b>	<b>63,257,586</b>	<b>1,385,907</b>	<b>1,538,515</b>	<b>1,794,198</b>	<b>17,082,511</b>	<b>20,021,851</b>	<b>17,692,792</b>	<b>20,869,153</b>	<b>22,628,326</b>	<b>19,760,107</b>
<b>Percent of All U.S. Exports</b>	<b>93.51%</b>	<b>95.28%</b>	<b>82.35%</b>	<b>94.75%</b>	<b>93.38%</b>	<b>93.18%</b>	<b>94.43%</b>	<b>93.44%</b>	<b>92.77%</b>	<b>94.46%</b>

[Back to Top](#)

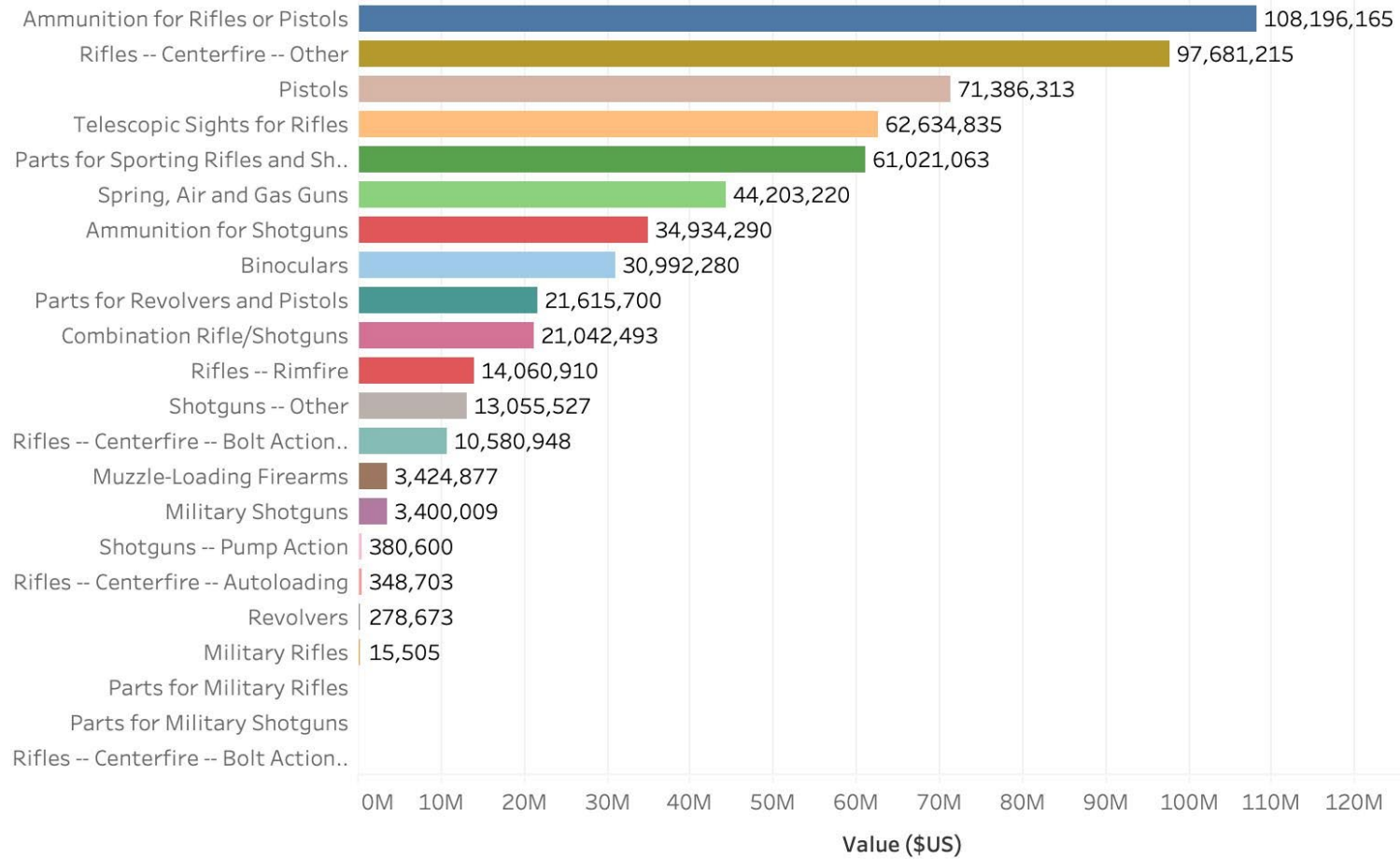
## EasyExport Insights™

EXPORTS TO CANADA (US Dollars)										
OCTOBER 2020										
Products	Current Month			Year to Date			Trailing 12 Months			Trailing 3 Year Annual Average
	2020	2019	2018	2020	2019	2018	2020	2019	2018	
<b>Handguns</b>										
Pistols	130,724	1,549,410	2,140,507	16,705,494	19,171,187	24,150,636	19,527,638	21,808,675	30,050,000	23,795,438
Revolvers	278,673	0	0	278,673	0	0	278,673	0	0	92,891
<b>Sporting Rifles</b>										
Rifles -- Centerfire -- Autoloading	348,703	0	0	348,703	0	0	348,703	0	0	116,234
Rifles -- Centerfire -- Bolt Action -- single shot	0	0	0	0	0	0	0	0	0	0
Rifles -- Centerfire -- Bolt Action -- other	241,789	255,325	229,505	3,224,498	3,362,239	3,379,792	3,410,813	3,560,176	3,609,959	3,526,983
Rifles -- Centerfire -- Other	1,091,947	2,742,551	2,878,114	27,767,367	27,038,952	31,404,980	31,593,887	31,436,011	34,651,317	32,560,405
Rifles -- Rimfire	234,917	604,889	563,184	3,679,703	3,702,708	4,564,317	4,393,141	4,051,916	5,615,853	4,686,970
<b>Sporting Shotguns</b>										
Shotguns -- Pump Action	380,600	0	0	380,600	0	0	380,600	0	0	126,867
Shotguns -- Other	10,521	251,211	170,246	4,756,848	3,672,741	3,579,269	5,447,762	3,787,557	3,820,208	4,351,842
Combination Rifle/Shotguns	209,677	294,138	496,815	5,311,077	5,760,892	7,415,928	5,855,583	6,616,952	8,569,958	7,014,164
<b>Military Rifles and Shotguns</b>										
Military Rifles	15,505	0	0	15,505	0	0	15,505	0	0	5,168
Military Shotguns	0	48,486	41,239	385,477	1,081,852	1,199,283	639,060	1,275,208	1,485,741	1,133,336
<b>Muzzle-Loading Firearms</b>										
Muzzle-Loading Firearms	122,592	65,269	77,037	792,326	1,084,949	1,255,988	902,439	1,201,172	1,321,266	1,141,626
<b>Spring, Air and Gas Guns</b>										
Spring, Air and Gas Guns	1,974,489	1,032,541	1,190,566	15,487,779	10,817,753	12,172,491	16,928,455	12,424,773	14,849,992	14,734,407
<b>Optics</b>										
Binoculars	967,175	766,384	917,169	8,392,820	7,742,787	8,496,059	11,425,386	9,848,362	9,718,532	10,330,760
Telescopic Sights for Rifles	1,458,559	1,401,240	1,810,386	17,828,046	17,984,766	19,054,024	20,285,665	20,816,521	21,532,649	20,878,278
<b>Parts</b>										
Parts for Revolvers and Pistols	198,604	321,622	439,840	6,208,520	4,992,080	7,959,182	6,667,085	5,526,195	9,422,420	7,205,233
Parts for Sporting Rifles and Shotguns	1,742,342	1,578,069	1,932,457	17,826,043	16,775,317	18,583,009	20,613,210	19,200,640	21,207,213	20,340,354
Parts for Military Rifles	0	0	0	0	0	0	0	0	0	0
Parts for Military Shotguns	0	0	0	0	0	0	0	0	0	0
<b>Ammunition</b>										
Ammunition for Shotguns	878,705	896,285	808,069	9,643,580	11,118,848	10,531,523	11,152,034	12,347,259	11,434,997	11,644,763
Ammunition for Rifles or Pistols	2,979,940	2,167,391	1,281,456	31,478,328	29,361,951	33,505,778	37,289,502	32,389,919	38,516,744	36,065,388
<b>Grand Total</b>	<b>13,265,462</b>	<b>13,974,811</b>	<b>14,976,590</b>	<b>170,511,387</b>	<b>163,669,022</b>	<b>187,252,259</b>	<b>197,155,141</b>	<b>186,291,336</b>	<b>215,806,849</b>	<b>199,751,109</b>

[Back to Top](#)

EXPORTS TO CANADA (US DOLLARS)  
OCTOBER 2020

Leading US Exports to Canada -- Last 36 Months



[Back to Top](#)

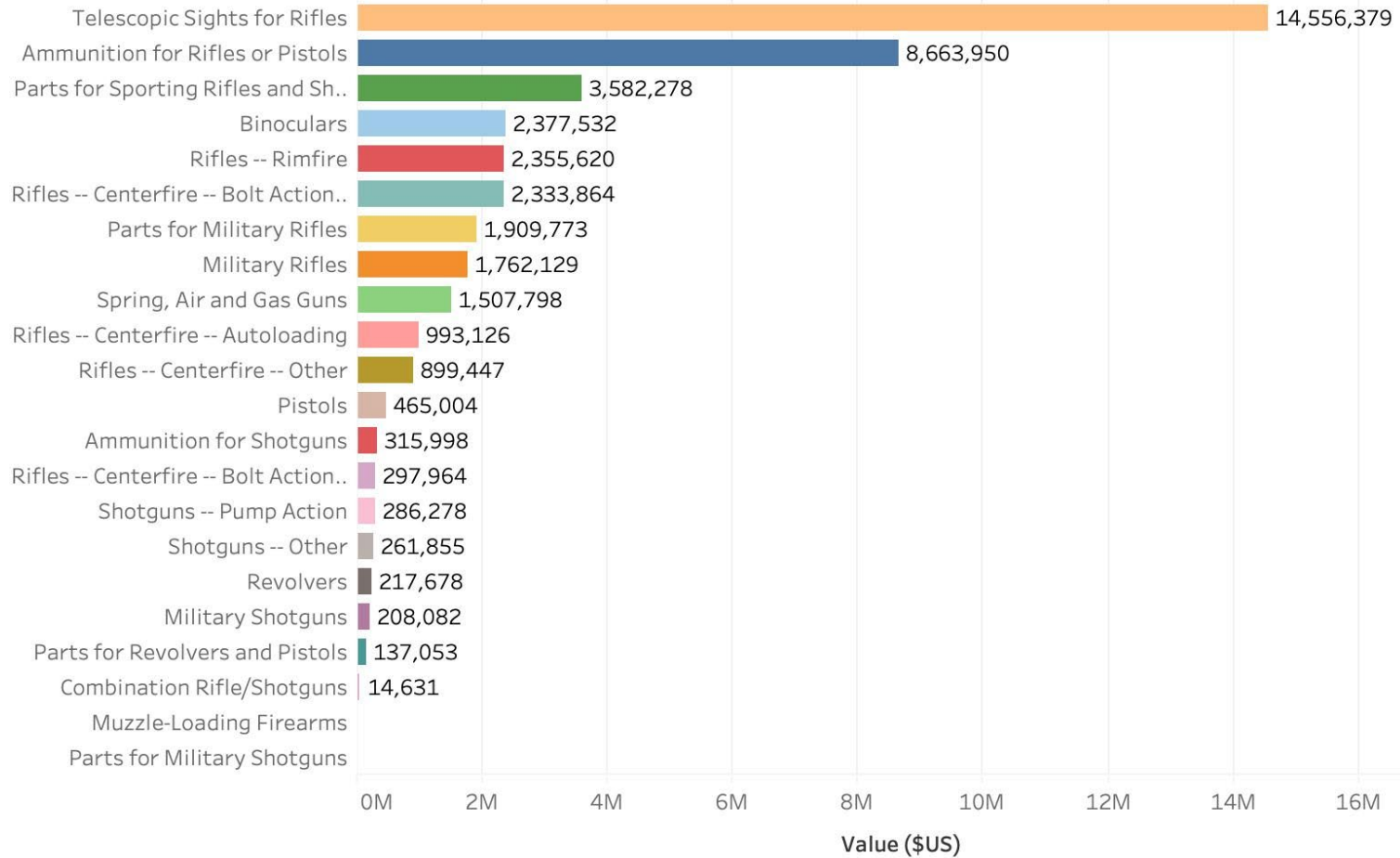
## EasyExport Insights™

EXPORTS TO NEW ZEALAND (US Dollars)										
OCTOBER 2020										
Products	Current Month			Year to Date			Trailing 12 Months			Trailing 3 Year Annual Average
	2020	2019	2018	2020	2019	2018	2020	2019	2018	
<b>Handguns</b>										
Pistols	12,850	28,818	31,917	57,800	154,938	156,954	70,884	221,977	172,143	155,001
Revolvers	18,926	34,805	6,441	45,902	108,257	36,429	45,902	135,347	36,429	72,559
<b>Sporting Rifles</b>										
Rifles -- Centerfire -- Autoloading	0	0	126,454	269,800	191,874	422,549	269,800	220,904	502,422	331,042
Rifles -- Centerfire -- Bolt Action -- single shot	4,556	0	3,949	124,175	50,310	33,307	151,254	50,310	96,400	99,321
Rifles -- Centerfire -- Bolt Action -- other	47,980	273,859	88,632	638,792	810,779	557,041	778,053	903,227	652,584	777,955
Rifles -- Centerfire -- Other	0	103,638	8,400	243,259	301,108	175,145	423,194	301,108	175,145	299,816
Rifles -- Rimfire	84,824	345,328	7,253	880,704	886,879	444,250	897,414	924,816	533,390	785,207
<b>Sporting Shotguns</b>										
Shotguns -- Pump Action	0	14,865	33,055	42,508	53,675	173,066	52,606	53,675	179,997	95,426
Shotguns -- Other	3,971	6,898	0	98,412	117,721	18,672	103,662	135,347	22,846	87,285
Combination Rifle/Shotguns	0	0	0	0	3,222	5,409	6,000	3,222	5,409	4,877
<b>Military Rifles and Shotguns</b>										
Military Rifles	17,214	0	0	908,943	704,227	142,461	908,943	704,227	148,959	587,376
Military Shotguns	0	0	0	21,038	0	187,044	21,038	0	187,044	69,361
<b>Muzzle-Loading Firearms</b>										
Muzzle-Loading Firearms	0	0	0	0	0	0	0	0	0	0
<b>Spring, Air and Gas Guns</b>										
Spring, Air and Gas Guns	7,794	85,593	18,225	215,278	517,505	580,901	276,999	593,101	637,698	502,599
<b>Optics</b>										
Binoculars	163,636	64,643	464,275	642,371	694,185	778,723	748,209	827,710	801,613	792,511
Telescopic Sights for Rifles	466,228	265,825	234,375	2,325,397	2,462,523	2,816,822	2,607,361	2,905,269	9,043,749	4,852,126
<b>Parts</b>										
Parts for Revolvers and Pistols	0	5,883	5,716	30,842	45,422	55,142	30,842	51,069	55,142	45,684
Parts for Sporting Rifles and Shotguns	83,065	432,605	112,400	814,636	887,787	1,281,643	1,000,255	1,079,552	1,502,471	1,194,093
Parts for Military Rifles	0	5,494	0	108,443	658,923	1,114,394	125,906	666,666	1,117,201	636,591
Parts for Military Shotguns	0	0	0	0	0	0	0	0	0	0
<b>Ammunition</b>										
Ammunition for Shotguns	2,697	0	0	132,464	37,036	99,468	140,789	37,036	138,173	105,333
Ammunition for Rifles or Pistols	219,222	387,701	754,820	1,855,238	2,223,576	3,605,945	2,402,245	2,360,165	3,901,540	2,887,983
<b>Grand Total</b>	<b>1,132,963</b>	<b>2,055,955</b>	<b>1,895,912</b>	<b>9,456,002</b>	<b>10,909,947</b>	<b>12,685,365</b>	<b>11,061,356</b>	<b>12,174,728</b>	<b>19,910,355</b>	<b>14,382,146</b>

[Back to Top](#)

EXPORTS TO NEW ZEALAND (US DOLLARS)  
OCTOBER 2020

Leading US Exports to New Zealand -- Last 36 Months



[Back to Top](#)

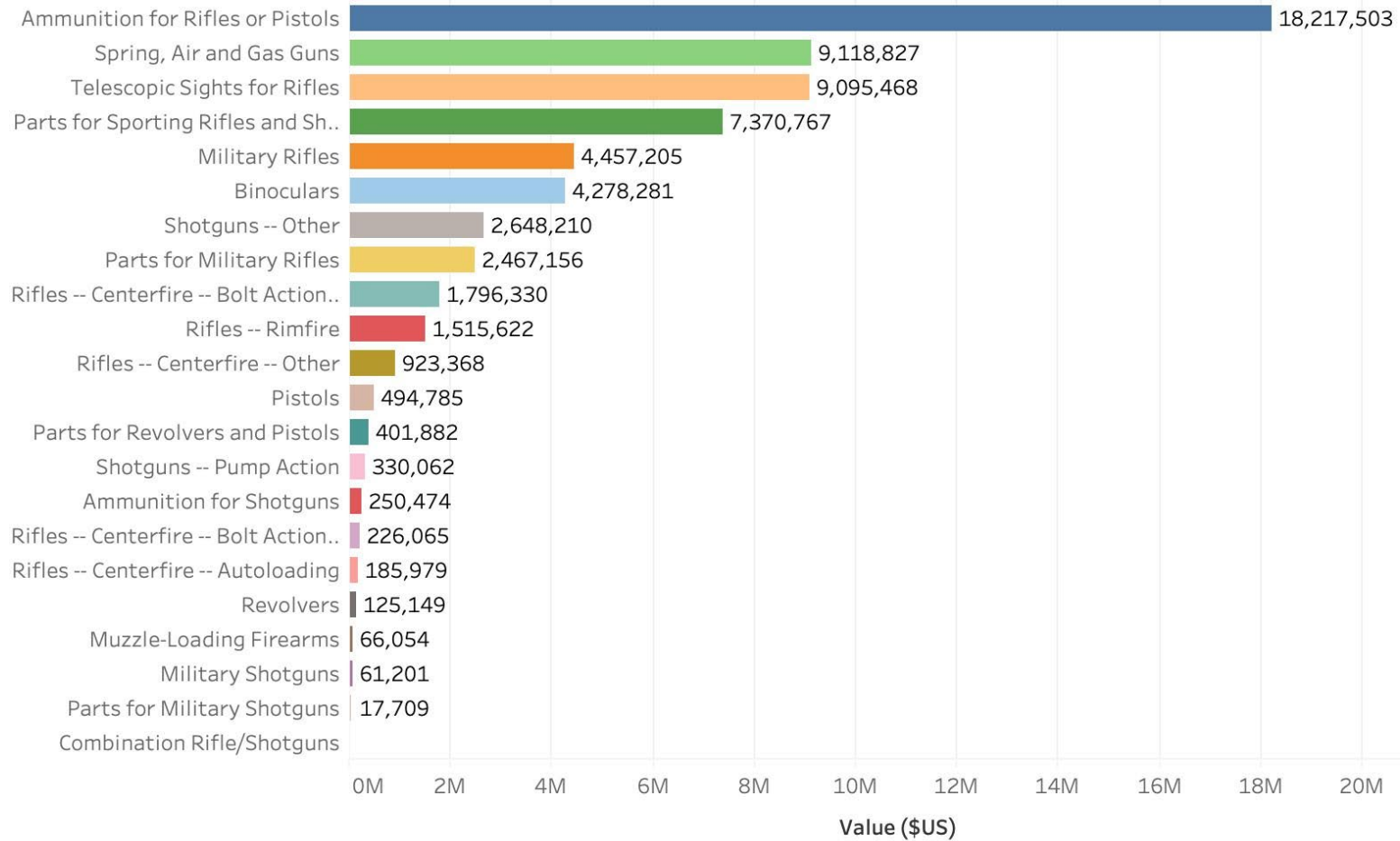
## EasyExport Insights™

EXPORTS TO THE UNITED KINGDOM (US Dollars)										
OCTOBER 2020										
Products	Current Month			Year to Date			Trailing 12 Months			Trailing 3 Year Annual Average
	2020	2019	2018	2020	2019	2018	2020	2019	2018	
<b>Handguns</b>										
Pistols	3,678	4,792	7,901	30,482	73,824	306,239	44,871	133,460	316,454	164,928
Revolvers	19,729	7,185	0	50,748	33,732	31,911	55,256	37,982	31,911	41,716
<b>Sporting Rifles</b>										
Rifles -- Centerfire -- Autoloading	4,200	0	11,756	69,981	30,963	53,063	69,981	30,963	85,035	61,993
Rifles -- Centerfire -- Bolt Action -- single shot	0	13,703	11,803	7,908	47,972	154,896	7,908	63,261	154,896	75,355
Rifles -- Centerfire -- Bolt Action -- other	65,569	43,711	198,984	243,268	404,154	727,286	464,762	576,474	755,094	598,777
Rifles -- Centerfire -- Other	0	32,929	28,353	159,790	209,978	312,271	241,594	331,323	350,451	307,789
Rifles -- Rimfire	47,696	77,318	101,489	285,235	372,249	560,671	466,367	431,234	618,021	505,207
<b>Sporting Shotguns</b>										
Shotguns -- Pump Action	0	0	7,757	146,023	75,849	91,839	146,023	92,200	91,839	110,021
Shotguns -- Other	141,711	228,116	75,298	526,580	697,753	887,510	993,360	737,650	917,200	882,737
Combination Rifle/Shotguns	0	0	0	0	0	0	0	0	0	0
<b>Military Rifles and Shotguns</b>										
Military Rifles	111,741	5,000	107,200	814,044	1,956,687	1,381,179	1,032,969	2,023,078	1,401,158	1,485,735
Military Shotguns	0	0	0	5,904	13,024	42,273	5,904	13,024	42,273	20,400
<b>Muzzle-Loading Firearms</b>										
Muzzle-Loading Firearms	0	0	0	9,000	0	43,698	22,356	0	43,698	22,018
<b>Spring, Air and Gas Guns</b>										
Spring, Air and Gas Guns	244,513	276,445	364,646	2,926,676	2,486,375	2,316,556	3,495,741	2,902,967	2,720,119	3,039,609
<b>Optics</b>										
Binoculars	61,134	110,494	115,450	1,173,497	1,076,557	1,463,004	1,291,745	1,273,480	1,713,056	1,426,094
Telescopic Sights for Rifles	179,245	120,726	148,449	1,958,281	2,251,172	3,178,789	2,265,936	2,746,835	4,082,697	3,031,823
<b>Parts</b>										
Parts for Revolvers and Pistols	12,624	4,027	0	200,510	60,939	27,309	207,527	167,046	27,309	133,961
Parts for Sporting Rifles and Shotguns	519,898	87,254	127,377	2,208,658	1,949,964	1,950,518	2,566,089	2,416,687	2,387,991	2,456,922
Parts for Military Rifles	48,813	129,313	119,504	687,608	772,402	529,778	724,146	944,844	798,166	822,385
Parts for Military Shotguns	0	0	0	0	0	17,709	0	0	17,709	5,903
<b>Ammunition</b>										
Ammunition for Shotguns	32,370	29,520	11,054	77,217	127,525	32,708	90,241	127,525	32,708	83,491
Ammunition for Rifles or Pistols	945,785	190,373	561,605	3,978,519	4,876,409	6,007,681	5,240,256	5,174,204	7,803,043	6,072,501
<b>Grand Total</b>	<b>2,438,706</b>	<b>1,360,906</b>	<b>1,998,626</b>	<b>15,559,929</b>	<b>17,517,528</b>	<b>20,116,888</b>	<b>19,433,032</b>	<b>20,224,237</b>	<b>24,390,828</b>	<b>21,349,366</b>

[Back to Top](#)

EXPORTS TO UNITED KINGDOM (US DOLLARS)  
OCTOBER 2020

Leading US Exports to the United Kingdom -- Last 36 Months



[Back to Top](#)



## Sources of Our Data

EasyExport Insights™ *Monthly Reports* are derived from data published monthly by the U.S. Census Bureau and available [here](#).

The 2020 Schedule B classification list can be found [here](#). The Schedule B product categories covered in our monthly reports are as follows:

Product Category	Schedule B No.
<b>Handguns</b>	
Pistols	9302.00.0040 9302.00.0090
Revolvers	9302.00.0020
<b>Sporting Rifles</b>	
Centerfire – Autoloading	9303.30.7010
Centerfire – Bolt Action – Single-Shot	9303.30.7012
Centerfire – Bolt Action – Other	9303.30.7017
Centerfire – Other	9303.30.7025
Rimfire	9303.30.7030
<b>Sporting Shotguns</b>	
Shotguns – Pump Action	9303.20.0030
Shotguns -- Other	9303.20.0035
Combination Rifle-Shotguns	9303.20.0080
<b>Military Rifles and Shotguns</b>	
Military Rifles	9301.90.3000
Military Shotguns	9301.90.6000
<b>Muzzle-Loading Firearms</b>	
Muzzle-Loading Firearms	9303.10.0000
<b>Spring, Air and Gas Guns</b>	
Spring, Air and Gas Guns	9304.00.0000
<b>Optics</b>	
Telescopic Sights for Rifles	9013.10.2000
Binoculars	9005.10.0040 9005.10.0080

Product Category	Schedule B No.
<b>Parts</b>	
Parts for Revolvers and Pistols	9305.10.0010 9305.10.0090
Parts for Sporting Rifles and Shotguns	9305.20.1000 9305.20.9000
Parts for Military Rifles	9305.91.1000
Parts for Military Shotguns	9305.91.2000
<b>Ammunition</b>	
Ammunition for Rifles and Pistols	9306.30.4110 9306.30.4120
Ammunition for Shotguns	9306.21.0000

In our *Monthly Reports* for individual product categories, we rank markets by total exports over the preceding 36 months. Annual exports can fluctuate significantly, so we believe that a three-year look-back provides a truer picture of countries' relative rankings as export markets for U.S. firearms and related products.

**Please see page 2 of this issue and the *Behind the Numbers* feature in the September issue for a discussion of issues relating to the Schedule B data for Canada.**

[Back to Top](#)